

INDUSTRIJA ALATA
TREBINJE

BOSNIA AND HERZEGOVINA - REPUBLIC OF SRPSKA



N°6

CJENOVNIK - PRICE LIST - PRIESLISTE



**FABRIKA SPIRALNIH BURGJIJA
TWIST DRILL FACTORY
BOHRWERKZEUGEFABRIK**



**FABRIKA STEZNIH GLAVA
DRILL CHUCK FACTORY
SPANNKÖPFEFABRIK**

**phone: ++387 59/280-777 280 940 , export:280-972 , import:280-996 , fax:280-950,
e-mail: info@iat-tools.com www.iat-tools.com**

PROIZVODNI PROGRAM:

PRODUCT LINE:

PRODUKTIONSPROGRAMM:

EXTRA KRATKE SPIRALNE BURGJE

EXTRA SHORT TWIST DRILLS

EXTRAKURZE SPIRALBOHRER (ANBOHRER)

DVOSTRANE SPIRALNE BURGJE

STUB DOUBLE END DRILLS

KAROSSERIEBOHRER DOPPELSEITIGE

SPIRALNE BURGJE VALJKASTE

TWIST DRILLS STRAIGHT SHANK

SPIRALBOHRER MIT ZYLINDERSCHAFT

SPIRALNE BURGJE KUPASTE

TWIST DRILLS MORSE TAPER SHANK

SPIRALBOHRER MIT MORSEKEGELSCHAFT

SPIRALNE BURGJE STEPENASTE

SUBLAND DRILLS

MEHRFASEN-STUFENBOHRER

BURGJE ZA DRVO

WOOD WORKING DRILLS

HOLZBOHRER

ZABUŠIVAČI

CENTER DRILLS

ZENTRIERBOHRER

TROČELJUSNE STEZNE GLAVE, SA KLJUČEM

THREE JAW DRILL CHUCKS, WITH KEY

DREIBACKEN-BOHRFUTTER, MIT SCHLÜSSEL

SAMOSTEZUJUĆE GLAVE

KEYLESS DRILL CHUCKS

SCHNELLSPANN - BORHFUTTER



SADRŽAJ - CONTENTS - INHALTSVERZEICHNIS

DIN	MATERIAL	SERIES		PAGE
-	HSS/HSS Co	BV54-BV56		2B
-	HSS/HSS Co	BV51-BV53		3B
1897	HSS/HSS Co	BV01-BV05		4B
338	HSS	BV11-BV19		7B
338	HSS Co	BV22-BV29		11B
340	HSS/HSS Co	BV31-BV34		15B
1869	HSS	BV41-BV48		18B
345	HSS/HSS Co	BK01-BK05		21B
346	HSS	BK11		26B
341	HSS	BK15-BK16		28B
1870	HSS	BK21-BK25		30B
8374 8376 8378	HSS HSS HSS	BV81 BV83 BV85		34B
8375 8377 8379	HSS HSS HSS	BK81 BK83 BK85		35B
-	CV	BV68		36B
333	HSS	BZ01-BZ13		37B
6349		GG01-GG03		38B
S2-S3		GK09 GA01		39B
-		GG10		40B

OPIS SKRAĆENICA - DESCRIPTION - MERK

HSS	BRZOREZNI ČELIK IZ GRUPE LEGIRANJA S 6.5.2.
Co 5%	BRZOREZNI ČELIK IZ GRUPE LEGIRANJA S 6.5.2. - KOBALT 5%
Co 8%	BRZOREZNI ČELIK IZ GRUPE LEGIRANJA S 6.5.2. - KOBALT 8%
HM	TVRDI METAL
R	DESNOREZNO
L	LIJEVOREZNO
W	ZA RAD U MEKIM (M) MATERIJALIMA
N	ZA RAD U NORMALNIM (N) MATERIJALIMA
H	ZA RAD U TVRDIM (T) MATERIJALIMA
ROLLED	VALJANE (TEHNOLOGIJA IZRADE)
MILLED	GLODANE (TEHNOLOGIJA IZRADE)
GROUND	BRUŠENE (TEHNOLOGIJA IZRADE)
BRIGHT	SVIJETLO
BLACK	CRNO
GOLD	ZLATNO
MATERIAL	MATERIJAL
POINT ANGLE	UGAO VRHA
C	OBLIK VRHA SA KRSTASTO ODBRUŠENIM JEZGROM
EXECUTION	NAČIN IZRADE
FINISH	ZAVRŠNA OBRADA
MT N°	VELIČINA KUPE
A	60° - ZABUŠIVAČI - OBLIK "A"
R	60° - ZABUŠIVAČI - OBLIK "R"
B	ZABUŠIVAČI - OBLIK "B"
FLAT	FLEKA - ZARAVAN

HSS	HIGH SPEED STEEL
Co 5%	HIGH SPEED STEEL COBALT 5%
Co 8%	HIGH SPEED STEEL COBALT 8%
HM	HARD MATERIAL
R	RIGHT
L	LEFT
W	WEICHMETAL-SOFTMATERIAL
N	NORMAL
H	HARD
ROLLED	ROLLED
MILLED	MILLED
GROUND	GROUND
BRIGHT	BRIGHT
BLACK	BLACK
GOLD	GOLD
MATERIAL	MATERIAL
POINT ANGLE	POINT ANGLE
C	C
EXECUTION	EXECUTION
FINISH	FINISH
MT N°	MORSETAPER
A	A
R	R
B	B
FLAT	FLAT

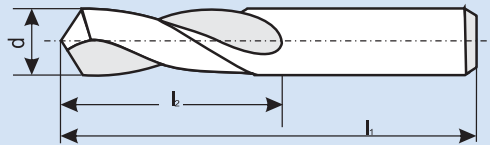
HSS	SCHNELLARBEITSSTAHL
Co 5%	SCHNELLARBEITSSTAHL MIT 5% KOBALT
Co 8%	SCHNELLARBEITSSTAHL MIT 8% KOBALT
HM	HARTMETALL
R	RECHTSSCHNEIDEND
L	LINKSSCHNEIDEND
W	BEARBEITUNG DER WEICHEN MATERIALE
N	BEARBEITUNG DER NORMALEN MATERIALE
H	BEARBEITUNG DER HARTEN MATERIALE
ROLLED	GEROLLT
MILLED	GEFRÄST
GROUND	GESCHLIFFEN
BRIGHT	BLANK
BLACK	SCHWARZ
GOLD	GOLD
MATERIAL	MATERIAL
POINT ANGLE	SPITZENWINKEL
C	C – SPITZENFORM MIT KREUZANSCHLIFF
EXECUTION	AUSFÜHRUNG
FINISH	ENDBEARBEITUNG
MT N°	MORSEKONUS N°
A	60° - ZENTRIERBOHRER FORM A
R	60° - ZENTRIERBOHRER FORM R
B	ZENTRIERBOHRER FORM B
FLAT	FLÄCHE



EXTRA KRATKE SPIRALNE BURGJE

EXTRA SHORT TWIST DRILLS

KAROSSERIEBOHRER ANBOHRER

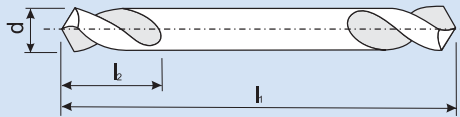


Series	BV54			BV55		BV56
	Material	Type	Point angle	Execution	Finish	
	HSS	RN	118°	ground	black	
	HSS	RN	118°	ground	bright	
	Co 5%	RN	130°/C	ground	gold	
	d	l ₁	l ₂	price EUR		
	mm	mm	mm	each	each	each
00200	2.00	35	12	0.47	0.47	0.80
00250	2.50	37	14	0.50	0.50	0.86
00300	3.00	40	16	0.54	0.54	0.92
00310	3.10	40	16	0.56	0.56	0.95
00320	3.20	40	16	0.58	0.58	0.98
00325	3.25	40	16	0.58	0.58	0.98
00330	3.30	40	16	0.59	0.59	1.01
00350	3.50	42	16	0.65	0.65	1.10
00380	3.80	44	18	0.74	0.74	1.25
00400	4.00	44	18	0.74	0.74	1.25
00410	4.10	44	18	0.74	0.74	1.25
00420	4.20	44	18	0.74	0.74	1.25
00450	4.50	48	20	0.81	0.81	1.38
00480	4.80	48	20	0.90	0.90	1.53
00500	5.00	50	22	0.95	0.95	1.62
00550	5.50	52	24	1.15	1.15	1.96
00600	6.00	55	26	1.24	1.24	2.11

DVOSTRANE SPIRALNE BURGJE

STUB DOUBLE END DRILLS

KAROSSERIEBOHRER DOPPELSEITIGE




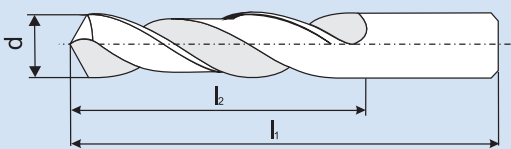
Series				BV51	BV52	BV53	
				HSS	HSS	Co 5%	
Material				HSS	HSS	Co 5%	
Type				RN	RN	RN	
Point angle				130°/C	130°/C	130°/C	
Execution				ground	ground	ground	
Finish				black	bright	bright	
		d	l ₁	l ₂	price EUR		
		mm	mm	mm	each	each	each
00200	2.00	38	9.5	1.14	1.14	2.06	
00250	2.50	43	9.5	1.14	1.14	2.06	
00300	3.00	46	10.6	1.03	1.03	1.86	
00310	3.10	49	11.2	1.08	1.08	1.94	
00310	3.20	49	11.2	1.08	1.08	1.94	
00325	3.25	49	11.2	1.03	1.03	1.86	
00330	3.30	49	12.5	1.08	1.08	1.94	
00350	3.50	52	12.5	1.19	1.19	2.14	
00375	3.75	52	12.5	1.21	1.21	2.18	
00380	3.80	55	14.0	1.21	1.21	2.18	
00400	4.00	55	14.0	1.21	1.21	2.18	
00410	4.10	55	14.0	1.21	1.21	2.18	
00420	4.20	55	14.0	1.21	1.21	2.18	
00425	4.25	55	14.0	1.34	1.34	2.42	
00440	4.40	58	15.5	1.34	1.34	2.42	
00450	4.50	58	15.5	1.34	1.34	2.42	
00475	4.75	58	15.5	1.76	1.76	3.17	
00480	4.80	62	17.0	1.76	1.76	3.17	
00500	5.00	62	17.0	1.54	1.54	2.77	
00550	5.50	66	19.0	1.85	1.85	3.33	
00600	6.00	66	19.0	2.05	2.05	3.68	
00650	6.50	70	21.2	2.20	2.20	3.96	
00700	7.00	74	23.6	2.73	2.73	4.91	
00800	8.00	79	25.0	3.21	3.21	5.78	
01000	10.00	89	29.0	4.84	4.84	8.71	

DIN 1897

**SPIRALNE BURGIJE
VALJKASTE, VRLO KRATKE**

**TWIST DRILLS
STRAIGHT SHANK, STUB SERIES**

**SPIRALBOHRER
ZYLINDERSCHAFT, EXTRA KURZE**



Series				BV01	BV02	BV03	BV04	BV05
	Material			HSS	HSS	HSS	Co 5%	HSS
Type			RN	RN	RN	RN	RN	LN
Point angle			118°	118°	118°	130°/C	118°	
Execution			rolled	ground	ground	ground	ground	ground
Finish			black	black	bright	gold	black	
	d	l ₁	l ₂	price EUR				
	mm	mm	mm	each	each	each	each	each
00100	1.00	26	6	0.51	0.77	0.77	1.53	1.07
00110	1.10	28	7	0.51	0.77	0.77	1.53	1.07
00120	1.20	30	8	0.51	0.77	0.77	1.53	1.07
00125	1.25	30	8	0.51	0.77	0.77	1.53	1.07
00130	1.30	30	8	0.51	0.77	0.77	1.53	1.07
00140	1.40	32	9	0.51	0.77	0.77	1.53	1.07
00150	1.50	32	9	0.44	0.66	0.66	1.33	0.93
00160	1.60	34	10	0.44	0.66	0.66	1.33	0.93
00170	1.70	34	10	0.44	0.66	0.66	1.33	0.93
00175	1.75	36	11	0.44	0.66	0.66	1.33	0.93
00180	1.80	36	11	0.44	0.66	0.66	1.33	0.93
00190	1.90	36	11	0.44	0.66	0.66	1.33	0.93
00200	2.00	38	12	0.43	0.64	0.64	1.28	0.89
00210	2.10	38	12	0.43	0.64	0.64	1.28	0.89
00220	2.20	40	13	0.43	0.64	0.64	1.28	0.89
00225	2.25	40	13	0.44	0.66	0.66	1.33	0.93
00230	2.30	40	13	0.44	0.66	0.66	1.33	0.93
00240	2.40	43	14	0.46	0.69	0.69	1.38	0.96
00250	2.50	43	14	0.43	0.64	0.64	1.28	0.89
00260	2.60	43	14	0.46	0.69	0.69	1.38	0.96
00270	2.70	46	16	0.46	0.69	0.69	1.38	0.96
00275	2.75	46	16	0.44	0.66	0.66	1.33	0.93
00280	2.80	46	16	0.46	0.69	0.69	1.38	0.96
00290	2.90	46	16	0.46	0.69	0.69	1.38	0.96
00300	3.00	46	16	0.43	0.64	0.64	1.28	0.89
00310	3.10	49	18	0.44	0.66	0.66	1.33	0.93
00320	3.20	49	18	0.44	0.66	0.66	1.33	0.93
00325	3.25	49	18	0.44	0.66	0.66	1.33	0.93
00330	3.30	49	18	0.44	0.66	0.66	1.33	0.93
00340	3.40	52	20	0.51	0.77	0.77	1.53	1.07
00350	3.50	52	20	0.46	0.69	0.69	1.38	0.96

Series				BV01	BV02	BV03	BV04	BV05
	Material			HSS	HSS	HSS	Co 5%	HSS
	Type			RN	RN	RN	RN	LN
	Point angle			118°	118°	118°	130°/C	118°
	Execution			rolled	ground	ground	ground	ground
	Finish			black	black	bright	gold	black
	d	l ₁	l ₂	price EUR				
	mm	mm	mm	each	each	each	each	each
00360	3.60	52	20	0.51	0.77	0.77	1.53	1.07
00370	3.70	52	20	0.51	0.77	0.77	1.53	1.07
00375	3.75	52	20	0.51	0.77	0.77	1.53	1.07
00380	3.80	55	22	0.51	0.77	0.77	1.53	1.07
00390	3.90	55	22	0.51	0.77	0.77	1.53	1.07
00400	4.00	55	22	0.51	0.77	0.77	1.53	1.07
00410	4.10	55	22	0.51	0.77	0.77	1.53	1.07
00420	4.20	55	22	0.51	0.77	0.77	1.53	1.07
00425	4.25	55	22	0.58	0.87	0.87	1.73	1.21
00430	4.30	58	24	0.58	0.87	0.87	1.73	1.21
00440	4.40	58	24	0.58	0.87	0.87	1.73	1.21
00450	4.50	58	24	0.58	0.87	0.87	1.73	1.21
00460	4.60	58	24	0.68	1.02	1.02	2.04	1.43
00470	4.70	58	24	0.68	1.02	1.02	2.04	1.43
00475	4.75	58	24	0.68	1.02	1.02	2.04	1.43
00480	4.80	62	26	0.68	1.02	1.02	2.04	1.43
00490	4.90	62	26	0.68	1.02	1.02	2.04	1.43
00500	5.00	62	26	0.68	1.02	1.02	2.04	1.43
00510	5.10	62	26	0.92	1.38	1.38	2.75	1.93
00520	5.20	62	26	0.92	1.38	1.38	2.75	1.93
00525	5.25	62	26	0.92	1.38	1.38	2.75	1.93
00530	5.30	62	26	0.92	1.38	1.38	2.75	1.93
00540	5.40	66	28	0.92	1.38	1.38	2.75	1.93
00550	5.50	66	28	0.83	1.25	1.25	2.50	1.75
00560	5.60	66	28	1.26	1.89	1.89	3.77	2.64
00570	5.70	66	28	1.26	1.89	1.89	3.77	2.64
00575	5.75	66	28	1.26	1.89	1.89	3.77	2.64
00580	5.80	66	28	1.26	1.89	1.89	3.77	2.64
00590	5.90	66	28	1.26	1.89	1.89	3.77	2.64
00600	6.00	66	28	0.88	1.33	1.33	2.65	1.86
00610	6.10	70	31	1.29	1.94	1.94	3.88	2.71
00620	6.20	70	31	1.29	1.94	1.94	3.88	2.71
00625	6.25	70	31	1.29	1.94	1.94	3.88	2.71
00630	6.30	70	31	1.29	1.94	1.94	3.88	2.71
00640	6.40	70	31	1.36	2.04	2.04	4.08	2.86
00650	6.50	70	31	0.97	1.45	1.45	2.91	2.03
00660	6.60	70	31	1.36	2.04	2.04	4.08	2.87
00670	6.70	70	31	1.36	2.04	2.04	4.08	2.87
00675	6.75	74	34	1.56	2.35	2.35	4.69	3.28
00680	6.80	74	34	1.56	2.35	2.35	4.69	3.28
00690	6.90	74	34	1.56	2.35	2.35	4.69	3.28
00700	7.00	74	34	1.19	1.79	1.79	3.57	2.50
00710	7.10	74	34	1.89	2.83	2.83	5.66	3.96
00720	7.20	74	34	1.89	2.83	2.83	5.66	3.96
00725	7.25	74	34	1.89	2.83	2.83	5.66	3.96
00730	7.30	74	34	1.89	2.83	2.83	5.66	3.96
00740	7.40	74	34	1.89	2.83	2.83	5.66	3.96
00750	7.50	74	34	1.28	1.91	1.91	3.83	2.68
00760	7.60	79	37	2.31	3.47	3.47	6.94	4.86
00770	7.70	79	37	2.31	3.47	3.47	6.94	4.86
00775	7.75	79	37	2.31	3.47	3.47	6.94	4.86
00780	7.80	79	37	2.31	3.47	3.47	6.94	4.86


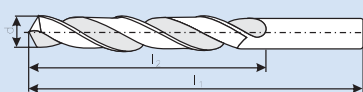
Series				BV01	BV02	BV03	BV04	BV05
	Material			HSS	HSS	HSS	Co 5%	HSS
	Type			RN	RN	RN	RN	LN
	Point angle			118°	118°	118°	130°/C	118°
	Execution			rolled	ground	ground	ground	ground
	Finish			black	black	bright	gold	black
	d	l ₁	l ₂	price EUR				
	mm	mm	mm	each	each	each	each	each
00790	7.90	79	37	2.31	3.47	3.47	6.94	4.86
00800	8.00	79	37	1.39	2.09	2.09	4.18	2.93
00810	8.10	79	37	2.38	3.57	3.57	7.14	5.00
00820	8.20	79	37	2.38	3.57	3.57	7.14	5.00
00825	8.25	79	37	2.38	3.57	3.57	7.14	5.00
00830	8.30	79	37	2.38	3.57	3.57	7.14	5.00
00840	8.40	79	37	2.38	3.57	3.57	7.14	5.00
00850	8.50	79	37	1.94	2.91	2.91	5.81	4.07
00860	8.60	84	40	2.48	3.72	3.72	7.45	5.21
00870	8.70	84	40	2.48	3.72	3.72	7.45	5.21
00875	8.75	84	40	2.48	3.72	3.72	7.45	5.21
00880	8.80	84	40	2.48	3.72	3.72	7.45	5.21
00890	8.90	84	40	2.48	3.72	3.72	7.45	5.21
00900	9.00	84	40	1.94	2.91	2.91	5.81	4.07
00910	9.10	84	40	3.26	4.90	4.90	9.79	6.85
00920	9.20	84	40	3.26	4.90	4.90	9.79	6.85
00925	9.25	84	40	3.26	4.90	4.90	9.79	6.85
00930	9.30	84	40	3.26	4.90	4.90	9.79	6.85
00940	9.40	84	40	3.26	4.90	4.90	9.79	6.85
00950	9.50	84	40	2.89	4.34	4.34	8.67	6.07
00960	9.60	89	43	3.84	5.76	5.76	11.53	8.07
00970	9.70	89	43	3.84	5.76	5.76	11.53	8.07
00975	9.75	89	43	3.84	5.76	5.76	11.53	8.07
00980	9.80	89	43	3.84	5.76	5.76	11.53	8.07
00990	9.90	89	43	3.84	5.76	5.76	11.53	8.07
01000	10.00	89	43	2.89	4.34	4.34	8.67	6.07
01020	10.20	89	43	3.74	5.61	5.61	11.22	7.85
01025	10.25	89	43	3.74	5.61	5.61	11.22	7.85
01050	10.50	89	43	3.74	5.61	5.61	11.22	7.85
01075	10.75	95	43	4.08	6.12	6.12	12.24	8.57
01080	10.80	95	47	4.08	6.12	6.12	12.24	8.57
01100	11.00	95	47	4.08	6.12	6.12	12.24	8.57
01125	11.25	95	47	4.25	6.38	6.38	12.75	8.93
01150	11.50	95	47	4.25	6.38	6.38	12.75	8.93
01175	11.75	95	47	4.76	7.14	7.14	14.28	10.00
01200	12.00	102	51	4.76	7.14	7.14	14.28	10.00
01250	12.50	102	51	4.86	7.29	7.29	14.59	10.21
01300	13.00	102	51	4.86	7.29	7.29	14.59	10.21
01350	13.50	107	54	5.61	8.42	8.42	16.83	11.78
01400	14.00	107	54	5.61	8.42	8.42	16.83	11.78
01450	14.50	111	56	6.12	9.18	9.18	18.36	12.85
01500	15.00	111	56	6.12	9.18	9.18	18.36	12.85
01550	15.50	115	58	7.14	10.71	10.71	21.42	14.99
01600	16.00	115	58	7.14	10.71	10.71	21.42	14.99
01650	16.50	119	60	8.50	12.75	12.75	25.50	17.85
01700	17.00	119	60	8.50	12.75	12.75	25.50	17.85
01750	17.50	123	62	9.18	13.77	13.77	27.54	19.28
01800	18.00	123	62	9.18	13.77	13.77	27.54	19.28
01850	18.50	127	64	10.20	15.30	15.30	30.60	21.42
01900	19.00	127	64	10.20	15.30	15.30	30.60	21.42
01950	19.50	131	66	10.88	16.32	16.32	32.64	22.85
02000	20.00	131	66	10.88	16.32	16.32	32.64	22.85

DIN 338

**SPIRALNE BURGIJE
VALJKASTE, KRATKE**

**TWIST DRILLS
STRAIGHT SHANK,
JOBBER LENGTH**

**SPIRALBOHRER
ZYLINDERSCHAFT, KURZE**



Series				BV11	BV12	BV13	BV14	BV15	BV16	BV17	BV18	BV19
	Material				HSS	HSS	HSS	HSS	HSS	HSS	HSS	HSS
Type				RN	RN	RN	RN	LN	RH	RW	RH	RW
Point angle				118°	118°	118°	118°	118°	118°	118°	118°	118°
Execution				rolled	rolled	ground	ground	ground	ground	ground	ground	ground
Finish				black	b/b	bright	black	black	black	black	bright	bright
	d	l ₁	l ₂	price EUR								
	mm	mm	mm	each	each	each	each	each	each	each	each	each
00030	0.30	19	3	0.68	0.74	1.35	1.35	1.89	1.76	1.76		1.76
00040	0.40	20	5	0.55	0.60	1.09	1.09	1.53	1.42	1.42	1.42	1.42
00050	0.50	22	6	0.44	0.49	0.88	0.88	1.24	1.15	1.15	1.15	1.15
00055	0.55	24	7	0.51	0.56	1.01	1.01	1.42	1.32	1.32	1.32	1.32
00060	0.60	24	7	0.47	0.51	0.94	0.94	1.31	1.22	1.22	1.22	1.22
00065	0.65	26	8	0.49	0.54	0.99	0.99	1.38	1.28	1.28	1.28	1.28
00070	0.70	28	9	0.49	0.54	0.99	0.99	1.38	1.28	1.28	1.28	1.28
00075	0.75	28	9	0.47	0.51	0.94	0.94	1.31	1.22	1.22	1.22	1.22
00080	0.80	30	10	0.43	0.47	0.86	0.86	1.20	1.12	1.12	1.12	1.12
00085	0.85	30	10	0.43	0.47	0.86	0.86	1.20	1.12	1.12	1.12	1.12
00090	0.90	32	11	0.43	0.47	0.86	0.86	1.20	1.12	1.12	1.12	1.12
00095	0.95	32	11	0.43	0.47	0.86	0.86	1.20	1.12	1.12	1.12	1.12
00100	1.00	34	12	0.36	0.40	0.73	0.73	1.02	0.95	0.95	0.95	0.95
00110	1.10	36	14	0.34	0.37	0.68	0.68	0.95	0.88	0.88	0.88	0.88
00120	1.20	38	14	0.39	0.43	0.78	0.78	1.09	1.01	1.01	1.01	1.01
00125	1.25	38	14	0.36	0.40	0.73	0.73	1.02	0.95	0.95	0.95	0.95
00130	1.30	38	14	0.34	0.37	0.68	0.68	0.95	0.88	0.88	0.88	0.88
00140	1.40	40	18	0.33	0.36	0.65	0.65	0.91	0.85	0.85	0.85	0.85
00150	1.50	40	18	0.29	0.31	0.57	0.57	0.80	0.74	0.74	0.74	0.74
00160	1.60	43	20	0.30	0.33	0.60	0.60	0.84	0.78	0.78	0.78	0.78
00170	1.70	43	20	0.33	0.36	0.65	0.65	0.91	0.85	0.85	0.85	0.85
00175	1.75	46	22	0.33	0.36	0.65	0.65	0.91	0.85	0.85	0.85	0.85
00180	1.80	46	22	0.29	0.31	0.57	0.57	0.80	0.74	0.74	0.74	0.74
00190	1.90	46	22	0.29	0.31	0.57	0.57	0.80	0.74	0.74	0.74	0.74
00200	2.00	49	24	0.26	0.29	0.52	0.52	0.73	0.68	0.68	0.68	0.68
00210	2.10	49	24	0.26	0.29	0.52	0.52	0.73	0.68	0.68	0.68	0.68
00220	2.20	53	27	0.26	0.29	0.52	0.52	0.73	0.68	0.68	0.68	0.68
00225	2.25	53	27	0.29	0.31	0.57	0.57	0.80	0.74	0.74	0.74	0.74
00230	2.30	53	27	0.26	0.29	0.52	0.52	0.73	0.68	0.68	0.68	0.68
00240	2.40	57	30	0.29	0.31	0.57	0.57	0.80	0.74	0.74	0.74	0.74
00250	2.50	57	30	0.29	0.31	0.57	0.57	0.80	0.74	0.74	0.74	0.74
00260	2.60	57	30	0.29	0.31	0.57	0.57	0.80	0.74	0.74	0.74	0.74

Series				BV11	BV12	BV13	BV14	BV15	BV16	BV17	BV18	BV19
	Material			HSS	HSS	HSS	HSS	HSS	HSS	HSS	HSS	HSS
	Type			RN	RN	RN	RN	LN	RH	RW	RH	RW
	Point angle			118°	118°	118°	118°	118°	118°	118°	118°	118°
	Execution			rolled	rolled	ground	ground	ground	ground	ground	ground	ground
Finish			black	b/b	bright	black	black	black	black	black	bright	bright
d			price EUR									
I ₁												
I ₂												
mm	mm	mm	each	each	each	each	each	each	each	each	each	each
00270	2.70	61	33	0.29	0.31	0.57	0.57	0.80	0.74	0.74	0.74	0.74
00275	2.75	61	33	0.29	0.31	0.57	0.57	0.80	0.74	0.74	0.74	0.74
00280	2.80	61	33	0.29	0.31	0.57	0.57	0.80	0.74	0.74	0.74	0.74
00290	2.90	61	33	0.29	0.31	0.57	0.57	0.80	0.74	0.74	0.74	0.74
00300	3.00	61	33	0.29	0.31	0.57	0.57	0.80	0.74	0.74	0.74	0.74
00310	3.10	65	36	0.29	0.31	0.57	0.57	0.80	0.74	0.74	0.74	0.74
00320	3.20	65	36	0.29	0.31	0.57	0.57	0.80	0.74	0.74	0.74	0.74
00325	3.25	65	36	0.34	0.37	0.68	0.68	0.95	0.88	0.88	0.88	0.88
00330	3.30	65	36	0.34	0.37	0.68	0.68	0.95	0.88	0.88	0.88	0.88
00340	3.40	70	39	0.35	0.39	0.70	0.70	0.98	0.91	0.91	0.91	0.91
00350	3.50	70	39	0.35	0.39	0.70	0.70	0.98	0.91	0.91	0.91	0.91
00360	3.60	70	39	0.36	0.40	0.73	0.73	1.02	0.95	0.95	0.95	0.95
00370	3.70	70	39	0.36	0.40	0.73	0.73	1.02	0.95	0.95	0.95	0.95
00375	3.75	70	39	0.42	0.46	0.83	0.83	1.16	1.08	1.08	1.08	1.08
00380	3.80	75	43	0.42	0.46	0.83	0.83	1.16	1.08	1.08	1.08	1.08
00390	3.90	75	43	0.42	0.46	0.83	0.83	1.16	1.08	1.08	1.08	1.08
00400	4.00	75	43	0.39	0.43	0.78	0.78	1.09	1.01	1.01	1.01	1.01
00410	4.10	75	43	0.43	0.47	0.86	0.86	1.20	1.12	1.12	1.12	1.12
00420	4.20	75	43	0.43	0.47	0.86	0.86	1.20	1.12	1.12	1.12	1.12
00425	4.25	75	43	0.46	0.50	0.91	0.91	1.27	1.18	1.18	1.18	1.18
00430	4.30	80	47	0.46	0.50	0.91	0.91	1.27	1.18	1.18	1.18	1.18
00440	4.40	80	47	0.46	0.50	0.91	0.91	1.27	1.18	1.18	1.18	1.18
00450	4.50	80	47	0.44	0.49	0.88	0.88	1.24	1.15	1.15	1.15	1.15
00460	4.60	80	47	0.46	0.50	0.91	0.91	1.27	1.18	1.18	1.18	1.18
00470	4.70	80	47	0.46	0.50	0.91	0.91	1.27	1.18	1.18	1.18	1.18
00475	4.75	80	47	0.48	0.53	0.96	0.96	1.35	1.25	1.25	1.25	1.25
00480	4.80	86	52	0.48	0.53	0.96	0.96	1.35	1.25	1.25	1.25	1.25
00490	4.90	86	52	0.48	0.53	0.96	0.96	1.35	1.25	1.25	1.25	1.25
00500	5.00	86	52	0.48	0.53	0.96	0.96	1.35	1.25	1.25	1.25	1.25
00510	5.10	86	52	0.53	0.59	1.07	1.07	1.49	1.39	1.39	1.39	1.39
00520	5.20	86	52	0.53	0.59	1.07	1.07	1.49	1.39	1.39	1.39	1.39
00525	5.25	86	52	0.53	0.59	1.07	1.07	1.49	1.39	1.39	1.39	1.39
00530	5.30	86	52	0.53	0.59	1.07	1.07	1.49	1.39	1.39	1.39	1.39
00540	5.40	93	57	0.65	0.72	1.30	1.30	1.82	1.69	1.69	1.69	1.69
00550	5.50	93	57	0.65	0.72	1.30	1.30	1.82	1.69	1.69	1.69	1.69
00560	5.60	93	57	0.65	0.72	1.30	1.30	1.82	1.69	1.69	1.69	1.69
00570	5.70	93	57	0.65	0.72	1.30	1.30	1.82	1.69	1.69	1.69	1.69
00575	5.75	93	57	0.65	0.72	1.30	1.30	1.82	1.69	1.69	1.69	1.69
00580	5.80	93	57	0.65	0.72	1.30	1.30	1.82	1.69	1.69	1.69	1.69
00590	5.90	93	57	0.65	0.72	1.30	1.30	1.82	1.69	1.69	1.69	1.69
00600	6.00	93	57	0.65	0.72	1.30	1.30	1.82	1.69	1.69	1.69	1.69
00610	6.10	101	63	0.78	0.86	1.57	1.57	2.20	2.04	2.04	2.04	2.04
00620	6.20	101	63	0.78	0.86	1.57	1.57	2.20	2.04	2.04	2.04	2.04
00625	6.25	101	63	0.78	0.86	1.57	1.57	2.20	2.04	2.04	2.04	2.04
00630	6.30	101	63	0.78	0.86	1.57	1.57	2.20	2.04	2.04	2.04	2.04
00640	6.40	101	63	0.84	0.92	1.68	1.68	2.35	2.18	2.18	2.18	2.18
00650	6.50	101	63	0.84	0.92	1.68	1.68	2.35	2.18	2.18	2.18	2.18
00660	6.60	101	63	0.84	0.92	1.68	1.68	2.35	2.18	2.18	2.18	2.18
00670	6.70	101	63	0.84	0.92	1.68	1.68	2.35	2.18	2.18	2.18	2.18
00675	6.75	109	69	1.08	1.19	2.16	2.16	3.02	2.80	2.80	2.80	2.80
00680	6.80	109	69	1.08	1.19	2.16	2.16	3.02	2.80	2.80	2.80	2.80

Series				BV11	BV12	BV13	BV14	BV15	BV16	BV17	BV18	BV19
	Material			HSS	HSS	HSS	HSS	HSS	HSS	HSS	HSS	HSS
	Type			RN	RN	RN	RN	LN	RH	RW	RH	RW
	Point angle			118°	118°	118°	118°	118°	118°	118°	118°	118°
	Execution			rolled	rolled	ground	ground	ground	ground	ground	ground	ground
Finish			black	b/b	bright	black	black	black	black	black	bright	bright
d			price EUR									
I ₁												
I ₂												
mm	mm	mm	each	each	each	each	each	each	each	each	each	each
00690	6.90	109	69	1.08	1.19	2.16	2.16	3.02	2.80	2.80	2.80	2.80
00700	7.00	109	69	1.01	1.11	2.02	2.02	2.82	2.62	2.62	2.62	2.62
00710	7.10	109	69	1.09	1.20	2.18	2.18	3.06	2.84	2.84	2.84	2.84
00720	7.20	109	69	1.13	1.25	2.27	2.27	3.18	2.95	2.95	2.95	2.95
00725	7.25	109	69	1.13	1.25	2.27	2.27	3.18	2.95	2.95	2.95	2.95
00730	7.30	109	69	1.13	1.25	2.27	2.27	3.18	2.95	2.95	2.95	2.95
00740	7.40	109	69	1.13	1.25	2.27	2.27	3.18	2.95	2.95	2.95	2.95
00750	7.50	109	69	1.13	1.25	2.27	2.27	3.18	2.95	2.95	2.95	2.95
00760	7.60	117	75	1.22	1.34	2.44	2.44	3.41	3.17	3.17	3.17	3.17
00770	7.70	117	75	1.22	1.34	2.44	2.44	3.41	3.17	3.17	3.17	3.17
00775	7.75	117	75	1.22	1.34	2.44	2.44	3.41	3.17	3.17	3.17	3.17
00780	7.80	117	75	1.22	1.34	2.44	2.44	3.41	3.17	3.17	3.17	3.17
00790	7.90	117	75	1.22	1.34	2.44	2.44	3.41	3.17	3.17	3.17	3.17
00800	8.00	117	75	1.22	1.34	2.44	2.44	3.41	3.17	3.17	3.17	3.17
00810	8.10	117	75	1.30	1.43	2.60	2.60	3.65	3.39	3.39	3.39	3.39
00820	8.20	117	75	1.30	1.43	2.60	2.60	3.65	3.39	3.39	3.39	3.39
00825	8.25	117	75	1.30	1.43	2.60	2.60	3.65	3.39	3.39	3.39	3.39
00830	8.30	117	75	1.30	1.43	2.60	2.60	3.65	3.39	3.39	3.39	3.39
00840	8.40	117	75	1.30	1.43	2.60	2.60	3.65	3.39	3.39	3.39	3.39
00850	8.50	117	75	1.29	1.42	2.58	2.58	3.61	3.35	3.35	3.35	3.35
00860	8.60	125	81	1.58	1.74	3.16	3.16	4.43	4.11	4.11	4.11	4.11
00870	8.70	125	81	1.58	1.74	3.16	3.16	4.43	4.11	4.11	4.11	4.11
00875	8.75	125	81	1.58	1.74	3.16	3.16	4.43	4.11	4.11	4.11	4.11
00880	8.80	125	81	1.58	1.74	3.16	3.16	4.43	4.11	4.11	4.11	4.11
00890	8.90	125	81	1.58	1.74	3.16	3.16	4.43	4.11	4.11	4.11	4.11
00900	9.00	125	81	1.58	1.74	3.16	3.16	4.43	4.11	4.11	4.11	4.11
00910	9.10	125	81	1.60	1.76	3.19	3.19	4.47	4.15	4.15	4.15	4.15
00920	9.20	125	81	1.60	1.76	3.19	3.19	4.47	4.15	4.15	4.15	4.15
00925	9.25	125	81	1.71	1.88	3.42	3.42	4.78	4.44	4.44	4.44	4.44
00930	9.30	125	81	1.71	1.88	3.42	3.42	4.78	4.44	4.44	4.44	4.44
00940	9.40	125	81	1.71	1.88	3.42	3.42	4.78	4.44	4.44	4.44	4.44
00950	9.50	125	81	1.71	1.88	3.42	3.42	4.78	4.44	4.44	4.44	4.44
00960	9.60	133	87	1.82	1.82	1.82	1.82	1.82	1.82	1.82	1.82	1.82
00970	9.70	133	87	1.82	1.82	1.82	1.82	1.82	1.82	1.82	1.82	1.82
00975	9.75	133	87	1.88	2.06	3.75	3.75	5.25	4.88	4.88	4.88	4.88
00980	9.80	133	87	1.88	2.06	3.75	3.75	5.25	4.88	4.88	4.88	4.88
00990	9.90	133	87	1.88	2.06	3.75	3.75	5.25	4.88	4.88	4.88	4.88
01000	10.00	133	87	1.88	2.06	3.75	3.75	5.25	4.88	4.88	4.88	4.88
01010	10.10	133	87	2.07	2.28	4.14	4.14	5.80	5.39	5.39	5.39	5.39
01020	10.20	133	87	2.07	2.28	4.14	4.14	5.80	5.39	5.39	5.39	5.39
01025	10.25	133	87	2.35	2.59	4.70	4.70	6.59	6.12	6.12	6.12	6.12
01030	10.30	133	87	2.35	2.59	4.70	4.70	6.59	6.12	6.12	6.12	6.12
01040	10.40	133	87	2.35	2.59	4.70	4.70	6.59	6.12	6.12	6.12	6.12
01050	10.50	133	87	2.35	2.59	4.70	4.70	6.59	6.12	6.12	6.12	6.12
01060	10.60	142	94	2.58	2.83	5.15	5.15	7.21	6.70	6.70	6.70	6.70
01070	10.70	142	94	2.58	2.83	5.15	5.15	7.21	6.70	6.70	6.70	6.70
01075	10.75	142	94	2.76	3.03	5.25	5.25	7.72	7.17	7.17	7.17	7.17
01080	10.80	142	94	2.76	3.03	5.25	5.25	7.72	7.17	7.17	7.17	7.17
01090	10.90	142	94	2.76	3.03	5.25	5.25	7.72	7.17	7.17	7.17	7.17
01100	11.00	142	94	2.76	3.03	5.25	5.25	7.72	7.17	7.17	7.17	7.17
01110	11.10	142	94	2.83	3.11	5.66	5.66	7.92	7.35	7.35	7.35	7.35


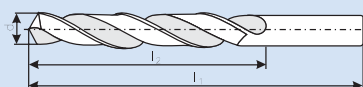
Series				BV11	BV12	BV13	BV14	BV15	BV16	BV17	BV18	BV19
	Material			HSS	HSS	HSS	HSS	HSS	HSS	HSS	HSS	HSS
	Type			RN	RN	RN	RN	LN	RH	RW	RH	RW
	Point angle			118°	118°	118°	118°	118°	118°	118°	118°	118°
	Execution			rolled	rolled	ground	ground	ground	ground	ground	ground	ground
	Finish			black	b/b	bright	black	black	black	black	bright	bright
d			price EUR									
I ₁												
I ₂												
mm	mm	mm	each	each	each	each	each	each	each	each	each	each
01120	11.20	142	94	2.83	3.11	5.66	5.66	7.92	7.35	7.35	7.35	7.35
01125	11.25	142	94	2.88	3.17	5.77	5.77	8.08	7.50	7.50	7.50	7.50
01130	11.30	142	94	2.88	3.17	5.77	5.77	8.08	7.50	7.50	7.50	7.50
01140	11.40	142	94	2.88	3.17	5.77	5.77	8.08	7.50	7.50	7.50	7.50
01150	11.50	142	94	2.88	3.17	5.77	5.77	8.08	7.50	7.50	7.50	7.50
01160	11.60	142	94	3.04	3.34	6.08	6.08	8.51	7.90	7.90	7.90	7.90
01170	11.70	142	94	3.04	3.34	6.08	6.08	8.51	7.90	7.90	7.90	7.90
01175	11.75	142	94	3.19	3.51	6.38	6.38	8.94	8.30	8.30	8.30	8.30
01180	11.80	142	94	3.19	3.51	6.38	6.38	8.94	8.30	8.30	8.30	8.30
01190	11.90	151	101	3.19	3.51	6.38	6.38	8.94	8.30	8.30	8.30	8.30
01200	12.00	151	101	3.19	3.51	6.38	6.38	8.94	8.30	8.30	8.30	8.30
01210	12.10	151	101	3.35	3.68	6.69	6.69	9.37	8.70	8.70	8.70	8.70
01220	12.20	151	101	3.35	3.68	6.69	6.69	9.37	8.70	8.70	8.70	8.70
01225	12.25	151	101	3.49	3.83	6.97	6.97	9.76	9.06	9.06	9.06	9.06
01230	12.30	151	101	3.49	3.83	6.97	6.97	9.76	9.06	9.06	9.06	9.06
01240	12.40	151	101	3.49	3.83	6.97	6.97	9.76	9.06	9.06	9.06	9.06
01250	12.50	151	101	3.49	3.83	6.97	6.97	9.76	9.06	9.06	9.06	9.06
01260	12.60	151	101	3.53	3.88	7.06	7.06	9.88	9.17	9.17	9.17	9.17
01270	12.70	151	101	3.53	3.88	7.06	7.06	9.88	9.17	9.17	9.17	9.17
01275	12.75	151	101	3.56	3.91	7.11	7.11	9.96	9.25	9.25	9.25	9.25
01280	12.80	151	101	3.56	3.91	7.11	7.11	9.96	9.25	9.25	9.25	9.25
01290	12.90	151	101	3.56	3.91	7.11	7.11	9.96	9.25	9.25	9.25	9.25
01300	13.00	151	101	3.56	3.91	7.11	7.11	9.96	9.25	9.25	9.25	9.25
01325	13.25	160	108	4.62	5.08	9.24	9.24	12.94	12.01	12.01	12.01	12.01
01350	13.50	160	108	4.62	5.08	9.24	9.24	12.94	12.01	12.01	12.01	12.01
01375	13.75	160	108	4.62	5.08	9.24	9.24	12.94	12.01	12.01	12.01	12.01
01400	14.00	160	108	4.62	5.08	9.24	9.24	12.94	12.01	12.01	12.01	12.01
01425	14.25	169	114	5.36	5.90	10.72	10.72	15.01	13.94	13.94	13.94	13.94
01450	14.50	169	114	5.36	5.90	10.72	10.72	15.01	13.94	13.94	13.94	13.94
01475	14.75	169	114	5.36	5.90	10.72	10.72	15.01	13.94	13.94	13.94	13.94
01500	15.00	169	114	5.36	5.90	10.72	10.72	15.01	13.94	13.94	13.94	13.94
01525	15.25	178	120	6.30	6.93	12.60	12.60	17.64	16.38	16.38	16.38	16.38
01550	15.50	178	120	6.30	6.93	12.60	12.60	17.64	16.38	16.38	16.38	16.38
01575	15.75	178	120	6.72	7.39	13.44	13.44	18.82	17.47	17.47	17.47	17.47
01600	16.00	178	120	6.72	7.39	13.44	13.44	18.82	17.47	17.47	17.47	17.47
01625	16.25	184	125	7.35	8.09	14.70	14.70	20.58	19.11	19.11	19.11	19.11
01650	16.50	184	125	7.35	8.09	14.70	14.70	20.58	19.11	19.11	19.11	19.11
01675	16.75	184	125	7.35	8.09	14.70	14.70	20.58	19.11	19.11	19.11	19.11
01700	17.00	184	125	7.35	8.09	14.70	14.70	20.58	19.11	19.11	19.11	19.11
01725	17.25	191	130	8.30	9.13	16.60	16.60	23.25	21.59	21.59	21.59	21.59
01750	17.50	191	130	8.30	9.13	16.60	16.60	23.25	21.59	21.59	21.59	21.59
01775	17.75	191	130	8.30	9.13	16.60	16.60	23.25	21.59	21.59	21.59	21.59
01800	18.00	191	130	8.30	9.13	16.60	16.60	23.25	21.59	21.59	21.59	21.59
01825	18.25	198	135	9.66	10.63	19.32	19.32	27.05	25.12	25.12	25.12	25.12
01850	18.50	198	135	9.66	10.63	19.32	19.32	27.05	25.12	25.12	25.12	25.12
01875	18.75	198	135	9.66	10.63	19.32	19.32	27.05	25.12	25.12	25.12	25.12
01900	19.00	198	135	9.66	10.63	19.32	19.32	27.05	25.12	25.12	25.12	25.12
01925	19.25	205	140	10.50	11.55	21.00	21.00	29.40	27.30	27.30	27.30	27.30
01950	19.50	205	140	10.50	11.55	21.00	21.00	29.40	27.30	27.30	27.30	27.30
01975	19.75	205	140	10.50	11.55	21.00	21.00	29.40	27.30	27.30	27.30	27.30
02000	20.00	205	140	10.50	11.55	21.00	21.00	29.40	27.30	27.30	27.30	27.30

DIN 338

**SPIRALNE BURGJE
VALJKASTE, KRATKE**

**TWIST DRILLS
STRAIGHT SHANK,
JOBBER LENGTH**

**SPIRALBOHRER
ZYLINDERSCHAFT, KURZE**



Series				BV22	BV26	BV27	BV28	BV29
	Material				HSS	Co 5%	Co 5%	Co 8%
Type				RN	RN	RN	RN	RN
Point angle				130°/C	130°/C	130°/C	130°/C	130°/C
Execution				ground	ground	ground	ground	ground
Finish				b/g	gold	bright	gold	bright
	d	l ₁	l ₂	price EUR				
	mm	mm	mm	each	each	each	each	each
00030	0.30	19	3	1.62	2.30	2.30	2.88	2.88
00040	0.40	20	5	1.31	1.86	1.86	2.33	2.33
00050	0.50	22	6	1.06	1.50	1.50	1.88	1.88
00055	0.55	24	7	1.22	1.72	1.72	2.15	2.15
00060	0.60	24	7	1.12	1.59	1.59	1.99	1.99
00065	0.65	26	8	1.19	1.68	1.68	2.10	2.10
00070	0.70	28	9	1.19	1.68	1.68	2.10	2.10
00075	0.75	28	9	1.12	1.59	1.59	1.99	1.99
00080	0.80	30	10	1.03	1.46	1.46	1.83	1.83
00085	0.85	30	10	1.03	1.46	1.46	1.83	1.83
00090	0.90	32	11	1.03	1.46	1.46	1.83	1.83
00095	0.95	32	11	1.03	1.46	1.46	1.83	1.83
00100	1.00	34	12	0.87	1.24	1.24	1.55	1.55
00110	1.10	36	14	0.81	1.15	1.15	1.44	1.44
00120	1.20	38	14	0.94	1.33	1.33	1.66	1.66
00125	1.25	38	14	0.87	1.24	1.24	1.55	1.55
00130	1.30	38	14	0.81	1.15	1.15	1.44	1.44
00140	1.40	40	18	0.78	1.11	1.11	1.39	1.39
00150	1.50	40	18	0.69	0.97	0.97	1.21	1.21
00160	1.60	43	20	0.72	1.02	1.02	1.28	1.28
00170	1.70	43	20	0.78	1.11	1.11	1.39	1.39
00175	1.75	46	22	0.78	1.11	1.11	1.39	1.39
00180	1.80	46	22	0.69	0.97	0.97	1.21	1.21
00190	1.90	46	22	0.69	0.97	0.97	1.21	1.21
00200	2.00	49	24	0.62	0.88	0.88	1.10	1.10
00210	2.10	49	24	0.62	0.88	0.88	1.10	1.10
00220	2.20	53	27	0.62	0.88	0.88	1.10	1.10
00225	2.25	53	27	0.69	0.97	0.97	1.21	1.21
00230	2.30	53	27	0.62	0.88	0.88	1.10	1.10
00240	2.40	57	30	0.69	0.97	0.97	1.21	1.21
00250	2.50	57	30	0.69	0.97	0.97	1.21	1.21
00260	2.60	57	30	0.69	0.97	0.97	1.21	1.21

Series				BV22	BV26	BV27	BV28	BV29
	Material			HSS	Co 5%	Co 5%	Co 8%	Co 8%
	Type			RN	RN	RN	RN	RN
	Point angle			130°/C	130°/C	130°/C	130°/C	130°/C
	Execution			ground	ground	ground	ground	ground
	Finish			b/g	gold	bright	gold	bright
	d	l ₁	l ₂	price EUR				
	mm	mm	mm	each	each	each	each	each
00270	2.70	61	33	0.69	0.97	0.97	1.21	1.21
00275	2.75	61	33	0.69	0.97	0.97	1.21	1.21
00280	2.80	61	33	0.69	0.97	0.97	1.21	1.21
00290	2.90	61	33	0.69	0.97	0.97	1.21	1.21
00300	3.00	61	33	0.69	0.97	0.97	1.21	1.21
00310	3.10	65	36	0.69	0.97	0.97	1.21	1.21
00320	3.20	65	36	0.69	0.97	0.97	1.21	1.21
00325	3.25	65	36	0.81	1.15	1.15	1.44	1.44
00330	3.30	65	36	0.81	1.15	1.15	1.44	1.44
00340	3.40	70	39	0.84	1.19	1.19	1.49	1.49
00350	3.50	70	39	0.84	1.19	1.19	1.49	1.49
00360	3.60	70	39	0.87	1.24	1.24	1.55	1.55
00370	3.70	70	39	0.87	1.24	1.24	1.55	1.55
00375	3.75	70	39	1.00	1.41	1.41	1.76	1.76
00380	3.80	75	43	1.00	1.41	1.41	1.76	1.76
00390	3.90	75	43	1.00	1.41	1.41	1.76	1.76
00400	4.00	75	43	0.94	1.33	1.33	1.66	1.66
00410	4.10	75	43	1.03	1.46	1.46	1.83	1.83
00420	4.20	75	43	1.03	1.46	1.46	1.83	1.83
00425	4.25	75	43	1.09	1.55	1.55	1.94	1.94
00430	4.30	80	47	1.09	1.55	1.55	1.94	1.94
00440	4.40	80	47	1.09	1.55	1.55	1.94	1.94
00450	4.50	80	47	1.06	1.50	1.50	1.88	1.88
00460	4.60	80	47	1.09	1.55	1.55	1.94	1.94
00470	4.70	80	47	1.09	1.55	1.55	1.94	1.94
00475	4.75	80	47	1.15	1.64	1.64	2.05	2.05
00480	4.80	86	52	1.15	1.64	1.64	2.05	2.05
00490	4.90	86	52	1.15	1.64	1.64	2.05	2.05
00500	5.00	86	52	1.15	1.64	1.64	2.05	2.05
00510	5.10	86	52	1.28	1.81	1.81	2.26	2.26
00520	5.20	86	52	1.28	1.81	1.81	2.26	2.26
00525	5.25	86	52	1.28	1.81	1.81	2.26	2.26
00530	5.30	86	52	1.28	1.81	1.81	2.26	2.26
00540	5.40	93	57	1.56	2.21	2.21	2.76	2.76
00550	5.50	93	57	1.56	2.21	2.21	2.76	2.76
00560	5.60	93	57	1.56	2.21	2.21	2.76	2.76
00570	5.70	93	57	1.56	2.21	2.21	2.76	2.76
00575	5.75	93	57	1.56	2.21	2.21	2.76	2.76
00580	5.80	93	57	1.56	2.21	2.21	2.76	2.76
00590	5.90	93	57	1.56	2.21	2.21	2.76	2.76
00600	6.00	93	57	1.56	2.21	2.21	2.76	2.76
00610	6.10	101	63	1.88	2.67	2.67	3.34	3.34
00620	6.20	101	63	1.88	2.67	2.67	3.34	3.34
00625	6.25	101	63	1.88	2.67	2.67	3.34	3.34
00630	6.30	101	63	1.88	2.67	2.67	3.34	3.34
00640	6.40	101	63	2.02	2.86	2.86	3.58	3.58
00650	6.50	101	63	2.02	2.86	2.86	3.58	3.58
00660	6.60	101	63	2.02	2.86	2.86	3.58	3.58
00670	6.70	101	63	2.02	2.86	2.86	3.58	3.58
00675	6.75	109	69	2.59	3.67	3.67	4.59	4.59
00680	6.80	109	69	2.59	3.67	3.67	4.59	4.59

Series				BV22	BV26	BV27	BV28	BV29
	Material			HSS	Co 5%	Co 5%	Co 8%	Co 8%
	Type			RN	RN	RN	RN	RN
	Point angle			130°/C	130°/C	130°/C	130°/C	130°/C
	Execution			ground	ground	ground	ground	ground
	Finish			b/g	gold	bright	gold	bright
	d	l ₁	l ₂	price EUR				
	mm	mm	mm	each	each	each	each	each
00690	6.90	109	69	2.59	3.67	3.67	4.59	4.59
00700	7.00	109	69	2.42	3.43	3.43	4.29	4.29
00710	7.10	109	69	2.62	3.71	3.71	4.64	4.64
00720	7.20	109	69	2.72	3.86	3.86	4.83	4.83
00725	7.25	109	69	2.72	3.86	3.86	4.83	4.83
00730	7.30	109	69	2.72	3.86	3.86	4.83	4.83
00740	7.40	109	69	2.72	3.86	3.86	4.83	4.83
00750	7.50	109	69	2.72	3.86	3.86	4.83	4.83
00760	7.60	117	75	2.92	4.14	4.14	5.18	5.18
00770	7.70	117	75	2.92	4.14	4.14	5.18	5.18
00775	7.75	117	75	2.92	4.14	4.14	5.18	5.18
00780	7.80	117	75	2.92	4.14	4.14	5.18	5.18
00790	7.90	117	75	2.92	4.14	4.14	5.18	5.18
00800	8.00	117	75	2.92	4.14	4.14	5.18	5.18
00810	8.10	117	75	3.12	4.43	4.43	5.54	5.54
00820	8.20	117	75	3.12	4.43	4.43	5.54	5.54
00825	8.25	117	75	3.12	4.43	4.43	5.54	5.54
00830	8.30	117	75	3.12	4.43	4.43	5.54	5.54
00840	8.40	117	75	3.12	4.43	4.43	5.54	5.54
00850	8.50	117	75	3.09	4.38	4.38	5.48	5.48
00860	8.60	125	81	3.80	5.38	5.38	6.73	6.73
00870	8.70	125	81	3.80	5.38	5.38	6.73	6.73
00875	8.75	125	81	3.80	5.38	5.38	6.73	6.73
00880	8.80	125	81	3.80	5.38	5.38	6.73	6.73
00890	8.90	125	81	3.80	5.38	5.38	6.73	6.73
00900	9.00	125	81	3.80	5.38	5.38	6.73	6.73
00910	9.10	125	81	3.83	5.43	5.43	6.79	6.79
00920	9.20	125	81	3.83	5.43	5.43	6.79	6.79
00925	9.25	125	81	4.10	5.81	5.81	7.26	7.26
00930	9.30	125	81	4.10	5.81	5.81	7.26	7.26
00940	9.40	125	81	4.10	5.81	5.81	7.26	7.26
00950	9.50	125	81	4.10	5.81	5.81	7.26	7.26
00960	9.60	133	87	4.37	6.19	6.19	7.74	7.74
00970	9.70	133	87	4.37	6.19	6.19	7.74	7.74
00975	9.75	133	87	4.50	6.38	6.38	7.98	7.98
00980	9.80	133	87	4.50	6.38	6.38	7.98	7.98
00990	9.90	133	87	4.50	6.38	6.38	7.98	7.98
01000	10.00	133	87	4.50	6.38	6.38	7.98	7.98
01010	10.10	133	87	4.97	7.04	7.04	8.80	8.80
01020	10.20	133	87	4.97	7.04	7.04	8.80	8.80
01025	10.25	133	87	5.64	8.00	8.00	10.00	10.00
01030	10.30	133	87	5.64	8.00	8.00	10.00	10.00
01040	10.40	133	87	5.64	8.00	8.00	10.00	10.00
01050	10.50	133	87	5.64	8.00	8.00	10.00	10.00
01060	10.60	142	94	6.18	8.76	8.76	10.95	10.95
01070	10.70	142	94	6.18	8.76	8.76	10.95	10.95
01075	10.75	142	94	6.62	9.38	9.38	11.73	11.73
01080	10.80	142	94	6.62	9.38	9.38	11.73	11.73
01090	10.90	142	94	6.62	9.38	9.38	11.73	11.73
01100	11.00	142	94	6.62	9.38	9.38	11.73	11.73
01110	11.10	142	94	6.79	9.62	9.62	12.03	12.03

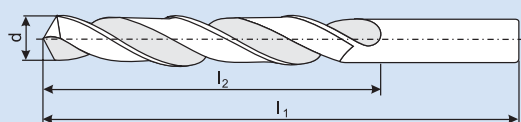
Series				BV22	BV26	BV27	BV28	BV29
	Material			HSS	Co 5%	Co 5%	Co 8%	Co 8%
	Type			RN	RN	RN	RN	RN
	Point angle			130°/C	130°/C	130°/C	130°/C	130°/C
	Execution			ground	ground	ground	ground	ground
	Finish			b/g	gold	bright	gold	bright
	d	l ₁	l ₂	price EUR				
	mm	mm	mm	each	each	each	each	each
01120	11.20	142	94	6.79	9.62	9.62	12.03	12.03
01125	11.25	142	94	6.92	9.81	9.81	12.26	12.26
01130	11.30	142	94	6.92	9.81	9.81	12.26	12.26
01140	11.40	142	94	6.92	9.81	9.81	12.26	12.26
01150	11.50	142	94	6.92	9.81	9.81	12.26	12.26
01160	11.60	142	94	7.29	10.33	10.33	12.91	12.91
01170	11.70	142	94	7.29	10.33	10.33	12.91	12.91
01175	11.75	142	94	7.66	10.85	10.85	13.56	13.56
01180	11.80	142	94	7.66	10.85	10.85	13.56	13.56
01190	11.90	151	101	7.66	10.85	10.85	13.56	13.56
01200	12.00	151	101	7.66	10.85	10.85	13.56	13.56
01210	12.10	151	101	8.03	11.38	11.38	14.23	14.23
01220	12.20	151	101	8.03	11.38	11.38	14.23	14.23
01225	12.25	151	101	8.37	11.85	11.85	14.81	14.81
01230	12.30	151	101	8.37	11.85	11.85	14.81	14.81
01240	12.40	151	101	8.37	11.85	11.85	14.81	14.81
01250	12.50	151	101	8.37	11.85	11.85	14.81	14.81
01260	12.60	151	101	8.47	12.00	12.00	15.00	15.00
01270	12.70	151	101	8.47	12.00	12.00	15.00	15.00
01275	12.75	151	101	8.53	12.09	12.09	15.11	15.11
01280	12.80	151	101	8.53	12.09	12.09	15.11	15.11
01290	12.90	151	101	8.53	12.09	12.09	15.11	15.11
01300	13.00	151	101	8.53	12.09	12.09	15.11	15.11
01325	13.25	160	108	11.09	15.71	15.71	16.94	16.94
01350	13.50	160	108	11.09	15.71	15.71	16.94	16.94
01375	13.75	160	108	11.09	15.71	15.71	16.94	16.94
01400	14.00	160	108	11.09	15.71	15.71	16.94	16.94
01425	14.25	169	114	12.87	18.23	18.23	22.79	22.79
01450	14.50	169	114	12.87	18.23	18.23	22.79	22.79
01475	14.75	169	114	12.87	18.23	18.23	22.79	22.79
01500	15.00	169	114	12.87	18.23	18.23	22.79	22.79
01525	15.25	178	120	15.12	24.42	24.42	30.53	30.53
01550	15.50	178	120	15.12	24.42	24.42	30.53	30.53
01575	15.75	178	120	16.13	22.85	22.85	28.56	28.56
01600	16.00	178	120	16.13	22.85	22.85	28.56	28.56
01625	16.25	184	125	17.64	24.99	24.99	31.24	31.24
01650	16.50	184	125	17.64	24.99	24.99	31.24	31.24
01675	16.75	184	125	17.64	24.99	24.99	31.24	31.24
01700	17.00	184	125	17.64	24.99	24.99	31.24	31.24
01725	17.25	191	130	19.92	28.23	28.23	35.29	35.29
01750	17.50	191	130	19.92	28.23	28.23	35.29	35.29
01775	17.75	191	130	19.92	28.23	28.23	35.29	35.29
01800	18.00	191	130	19.92	28.23	28.23	35.29	35.29
01825	18.25	198	135	23.18	32.84	32.84	41.05	41.05
01850	18.50	198	135	23.18	32.84	32.84	41.05	41.05
01875	18.75	198	135	23.18	32.84	32.84	41.05	41.05
01900	19.00	198	135	23.18	32.84	32.84	41.05	41.05
01925	19.25	205	140	25.20	35.70	35.70	44.63	44.63
01950	19.50	205	140	25.20	35.70	35.70	44.63	44.63
01975	19.75	205	140	25.20	35.70	35.70	44.63	44.63
02000	20.00	205	140	25.20	35.70	35.70	44.63	44.63

DIN 340

SPIRALNE BURGIJE
VALJKASTE, DUGE

TWIST DRILLS
STRAIGHT SHANK, LONG SERIES

SPIRALBOHRER
ZYLINDERSCHAFT, LANGE




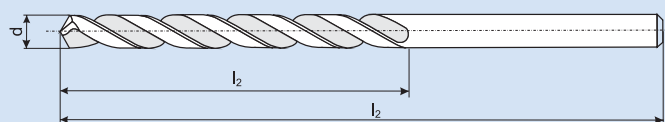
Series				BV 31	BV 32	BV 33	BV 34
	Material			HSS	HSS	HSS	Co 5%
Type			RN	RN	RN	RN	RN
Point angle			118°	118°	118°	130°/C	
Execution			rolled	ground	ground	ground	ground
Finish			black	black	bright	bright	bright
	d	l ₁	l ₂	price EUR			
	mm	mm	mm	each	each	each	each
00100	1.00	56	33	1.63	2.28	2.28	3.42
00110	1.10	60	37	1.72	2.40	2.40	3.60
00120	1.20	65	41	1.50	2.09	2.09	3.14
00125	1.25	65	41	2.05	2.86	2.86	4.30
00130	1.30	65	41	1.50	2.09	2.09	3.14
00140	1.40	70	45	1.41	1.97	1.97	2.96
00150	1.50	70	45	1.19	1.66	1.66	2.49
00160	1.60	76	50	1.30	1.82	1.82	2.73
00170	1.70	76	50	1.25	1.76	1.76	2.63
00175	1.75	80	53	1.58	2.22	2.22	3.33
00180	1.80	80	53	1.25	1.76	1.76	2.63
00190	1.90	80	53	1.25	1.76	1.76	2.63
00200	2.00	85	56	0.99	1.39	1.39	2.08
00210	2.10	85	56	0.99	1.39	1.39	2.08
00220	2.20	90	59	0.97	1.36	1.36	2.03
00225	2.25	90	59	1.50	2.09	2.09	3.14
00230	2.30	90	59	0.97	1.36	1.36	2.03
00240	2.40	95	62	0.97	1.36	1.36	2.03
00250	2.50	95	62	0.97	1.36	1.36	2.03
00260	2.60	95	62	1.03	1.45	1.45	2.17
00270	2.70	100	66	1.03	1.45	1.45	2.17
00275	2.75	100	66	1.56	2.19	2.19	3.28
00280	2.80	100	66	1.10	1.54	1.54	2.31
00290	2.90	100	66	1.19	1.66	1.66	2.49
00300	3.00	100	66	0.97	1.36	1.36	2.03
00310	3.10	106	69	1.08	1.51	1.51	2.26
00320	3.20	106	69	0.97	1.36	1.36	2.03
00325	3.25	106	69	1.52	2.13	2.13	3.19
00330	3.30	106	69	0.97	1.36	1.36	2.03
00340	3.40	112	73	1.14	1.60	1.60	2.40
00350	3.50	112	73	1.14	1.60	1.60	2.40
00360	3.60	112	73	1.14	1.60	1.60	2.40

Series				BV 31	BV 32	BV 33	BV 34
	Material			HSS	HSS	HSS	Co 5%
	Type			RN	RN	RN	RN
	Point angle			118°	118°	118°	130°/C
	Execution			rolled	ground	ground	ground
Finish			black	black	bright	bright	
	d	l ₁	l ₂	price EUR			
	mm	mm	mm	each	each	each	each
00370	3.70	112	73	1.19	1.66	1.66	2.49
00375	3.75	112	73	1.76	2.46	2.46	3.70
00380	3.80	119	78	1.21	1.69	1.69	2.54
00390	3.90	119	78	1.25	1.76	1.76	2.63
00400	4.00	119	78	1.25	1.76	1.76	2.63
00410	4.10	119	78	1.30	1.82	1.82	2.73
00420	4.20	119	78	1.30	1.82	1.82	2.73
00425	4.25	119	78	2.22	3.11	3.11	4.67
00430	4.30	126	82	1.50	2.09	2.09	3.14
00440	4.40	126	82	1.50	2.09	2.09	3.14
00450	4.50	126	82	1.50	2.09	2.09	3.14
00460	4.60	126	82	1.50	2.09	2.09	3.14
00470	4.70	126	82	1.50	2.09	2.09	3.14
00475	4.75	126	82	2.42	3.39	3.39	5.08
00480	4.80	132	87	1.58	2.22	2.22	3.33
00490	4.90	132	87	1.58	2.22	2.22	3.33
00500	5.00	132	87	1.58	2.22	2.22	3.33
00510	5.10	132	87	1.72	2.40	2.40	3.60
00520	5.20	132	87	1.72	2.40	2.40	3.60
00525	5.25	132	87	2.82	3.94	3.94	5.91
00530	5.30	132	87	1.72	2.40	2.40	3.60
00540	5.40	139	91	1.91	2.68	2.68	4.02
00550	5.50	139	91	1.91	2.68	2.68	4.02
00560	5.60	139	91	1.91	2.68	2.68	4.02
00570	5.70	139	91	1.91	2.68	2.68	4.02
00575	5.75	139	91	3.04	4.25	4.25	6.38
00580	5.80	139	91	1.91	2.68	2.68	4.02
00590	5.90	139	91	1.91	2.68	2.68	4.02
00600	6.00	148	97	1.91	2.68	2.68	4.02
00610	6.10	148	97	2.29	3.20	3.20	4.80
00620	6.20	148	97	2.29	3.20	3.20	4.80
00625	6.25	148	97	3.34	4.68	4.68	7.02
00630	6.30	148	97	2.29	3.20	3.20	4.80
00640	6.40	148	97	2.42	3.39	3.39	5.08
00650	6.50	148	97	2.42	3.39	3.39	5.08
00660	6.60	148	97	2.42	3.39	3.39	5.08
00670	6.70	148	97	2.42	3.39	3.39	5.08
00675	6.75	156	102	3.41	4.77	4.77	7.16
00680	6.80	156	102	2.82	3.94	3.94	5.91
00690	6.90	156	102	2.82	3.94	3.94	5.91
00700	7.00	156	102	2.82	3.94	3.94	5.91
00710	7.10	156	102	3.50	4.90	4.90	7.35
00720	7.20	156	102	3.50	4.90	4.90	7.35
00725	7.25	156	102	3.50	4.90	4.90	7.35
00730	7.30	156	102	3.50	4.90	4.90	7.35
00740	7.40	156	102	3.50	4.90	4.90	7.35
00750	7.50	156	102	3.04	4.25	4.25	6.38
00760	7.60	165	109	3.63	5.08	5.08	7.62
00770	7.70	165	109	3.63	5.08	5.08	7.62
00775	7.75	165	109	3.63	5.08	5.08	7.62
00780	7.80	165	109	3.63	5.08	5.08	7.62

Series				BV 31	BV 32	BV 33	BV 34
	Material			HSS	HSS	HSS	Co 5%
	Type			RN	RN	RN	RN
	Point angle			118°	118°	118°	130°/C
	Execution			rolled	ground	ground	ground
Finish			black	black	bright	bright	
	d	l ₁	l ₂	price EUR			
	mm	mm	mm	each	each	each	each
00790	7.90	165	109	3.63	5.08	5.08	7.62
00800	8.00	165	109	3.37	4.71	4.71	7.07
00810	8.10	165	109	3.89	5.45	5.45	8.18
00820	8.20	165	109	3.89	5.45	5.45	8.18
00825	8.25	165	109	4.09	5.73	5.73	8.59
00830	8.30	165	109	3.89	5.45	5.45	8.18
00840	8.40	165	109	4.09	5.73	5.73	8.59
00850	8.50	165	109	3.70	5.17	5.17	7.76
00860	8.60	175	115	4.73	6.62	6.62	9.93
00870	8.70	175	115	4.73	6.62	6.62	9.93
00875	8.75	175	115	6.34	8.87	8.87	13.31
00880	8.80	175	115	4.73	6.62	6.62	9.93
00890	8.90	175	115	4.73	6.62	6.62	9.93
00900	9.00	175	115	3.96	5.54	5.54	8.32
00910	9.10	175	115	4.99	6.99	6.99	10.49
00920	9.20	175	115	4.99	6.99	6.99	10.49
00925	9.25	175	115	6.47	9.06	9.06	13.58
00930	9.30	175	115	4.99	6.99	6.99	10.49
00940	9.40	175	115	4.99	6.99	6.99	10.49
00950	9.50	175	115	4.03	5.64	5.64	8.45
00960	9.60	184	121	4.99	6.99	6.99	10.49
00970	9.70	184	121	4.99	6.99	6.99	10.49
00975	9.75	184	121	6.78	9.49	9.49	14.23
00980	9.80	184	121	4.99	6.99	6.99	10.49
00990	9.90	184	121	4.99	6.99	6.99	10.49
01000	10.00	184	121	4.33	6.07	6.07	9.10
01020	10.20	184	121	6.78	9.49	9.49	14.23
01025	10.25	184	121	6.78	9.49	9.49	14.23
01050	10.50	184	121	5.92	8.29	8.29	12.43
01075	10.75	195	128	7.11	9.95	9.95	14.92
01100	11.00	195	128	6.47	9.06	9.06	13.58
01150	11.50	195	128	6.60	9.24	9.24	13.86
01200	12.00	205	134	7.26	10.16	10.16	15.25
01250	12.50	205	134	7.59	10.63	10.63	15.94
01300	13.00	205	134	8.58	12.01	12.01	18.02
01350	13.50	214	140	9.39	13.15	13.15	19.73
01400	14.00	214	140	10.08	14.11	14.11	21.16
01450	14.50	220	144	11.88	16.63	16.63	24.95
01500	15.00	220	144	11.55	16.17	16.17	24.26
01550	15.50	227	149	13.38	18.73	18.73	28.09
01600	16.00	227	149	13.38	18.73	18.73	28.09
01650	16.50	235	154	14.85	20.79	20.79	31.19
01700	17.00	235	154	14.85	20.79	20.79	31.19
01750	17.50	241	158	15.51	21.71	21.71	32.57
01800	18.00	241	158	15.51	21.71	21.71	32.57
01850	18.50	247	162	19.14	26.80	26.80	40.19
01900	19.00	247	162	19.14	26.80	26.80	40.19
01950	19.50	254	166	21.45	30.03	30.03	45.05
02000	20.00	254	166	21.45	30.03	30.03	45.05

DIN 1869/1

SPIRALNE BURGJE VALJKASTE, PRODUŽENE
EXTRA LONG TWIST DRILLS, STRAIGHT SHANK
ÜBERLANGE SPIRALBOHRER, ZYLINDERSCHAFT




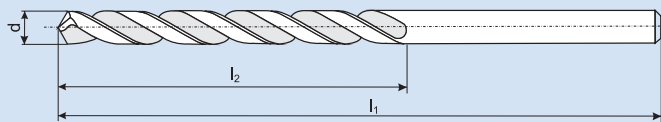
Series				BV41	BV42
	Material			HSS	HSS
Type			RN	RN	
Point angle			118°	118°	
Execution			ground	ground	
Finish			black	bright	
			price EUR		
	d	l ₁	l ₂	each	each
	mm	mm	mm		
00200	2.00	125	85	4.40	4.40
00250	2.50	140	95	4.60	4.60
00300	3.00	150	100	5.15	5.15
00350	3.50	165	115	5.30	5.30
00400	4.00	175	120	5.40	5.40
00450	4.50	185	125	6.00	6.00
00500	5.00	195	135	6.15	6.15
00550	5.50	205	140	7.00	7.00
00600	6.00	205	140	7.00	7.00
00650	6.50	215	150	8.75	8.75
00700	7.00	225	155	10.00	10.00
00750	7.50	225	155	11.80	11.80
00800	8.00	240	165	12.80	12.80
00850	8.50	240	165	16.50	16.50
00900	9.00	250	170	17.50	17.50
00950	9.50	250	170	20.00	20.00
01000	10.00	265	180	18.50	18.50
01050	10.50	265	185	22.20	22.20
01100	11.00	280	195	24.90	24.90
01150	11.50	280	195	27.20	27.20
01200	12.00	295	205	32.90	32.90
01250	12.50	295	205	34.50	34.50
01300	13.00	295	205	33.10	33.10

DIN 1869/2

SPIRALNE BURGIJE VALJKASTE, PRODUŽENE

EXTRA LONG TWIST DRILLS, STRAIGHT SHANK

ÜBERLANGE SPIRALBOHRER, ZYLINDERSCHAFT



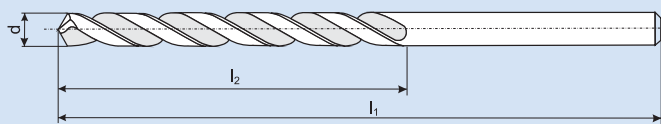
Series				BV44	BV45
	Material				HSS
Type				RN	RN
Point angle				118°	118°
Execution				ground	ground
Finish				black	bright
	d	l ₁	l ₂	price EUR	
	mm	mm	mm	each	each
00300	3.00	190	130	6.30	6.30
00350	3.50	210	145	6.70	6.70
00400	4.00	220	150	6.75	6.75
00450	4.50	235	160	8.20	8.20
00500	5.00	245	170	7.90	7.90
00550	5.50	260	180	10.50	10.50
00600	6.00	260	180	10.25	10.25
00650	6.50	275	190	11.50	11.50
00700	7.00	290	200	13.00	13.00
00750	7.50	290	200	15.50	15.50
00800	8.00	305	210	15.50	15.50
00850	8.50	305	210	21.00	21.00
00900	9.00	320	220	21.50	21.50
00950	9.50	320	220	25.50	25.50
01000	10.00	340	235	24.50	24.50
01050	10.50	340	235	32.00	32.00
01100	11.00	365	260	36.70	36.70
01150	11.50	365	260	40.90	40.90
01200	12.00	375	260	41.20	41.20
01250	12.50	375	260	43.60	43.60
01300	13.00	375	260	43.00	43.00

DIN 1869/3

SPIRALNE BURGIJE VALJKASTE, PRODUŽENE

EXTRA LONG TWIST DRILLS, STRAIGHT SHANK

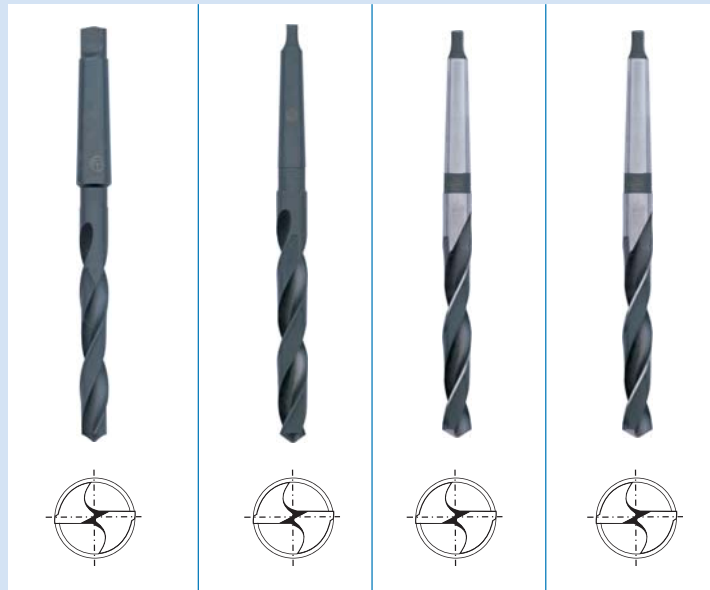
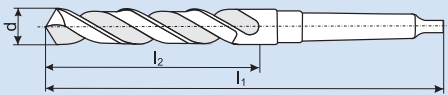
ÜBERLANGE SPIRALBOHRER, ZYLINDERSCHAFT



Series				BV47	BV48
	Material				HSS
Type				RN	RN
Point angle				118°	118°
Execution				ground	ground
Finish				black	bright
	d	l ₁	l ₂	price EUR	
	mm	mm	mm	each	each
00350	3.50	265	180	9.50	9.50
00400	4.00	280	190	8.90	8.90
00450	4.50	295	200	12.00	12.00
00500	5.00	315	210	11.45	11.45
00550	5.50	330	225	12.80	12.80
00600	6.00	330	225	13.00	13.00
00650	6.50	350	235	14.50	14.50
00700	7.00	370	250	19.00	19.00
00750	7.50	370	250	21.50	21.50
00800	8.00	390	265	22.00	22.00
00850	8.50	390	265	28.00	28.00
00900	9.00	410	280	31.00	31.00
00950	9.50	410	280	34.50	34.50
01000	10.00	430	295	33.00	33.00
01050	10.50	430	295	36.20	36.20
01100	11.00	455	310	41.30	41.30
01150	11.50	455	310	44.40	44.40
01200	12.00	480	330	46.30	46.30
01250	12.50	480	330	46.30	46.30
01300	13.00	480	330	47.60	47.60

DIN 345

SPIRALNE BURGIJE KUPASTE, NORMALNE
MORSE TAPER SHANK TWIST DRILLS
SPIRALBOHRER MIT MORSEKEGELSCHAFT



Series					BK01	BK02	BK03	BK05
	Material				HSS	HSS	HSS	Co 5%
Type				RN	RN	RN	RN	
Point angle				118°/A	118°/A	118°/A	118°/A	
Execution				rolled	milled	milled	milled	
Finish				black	black	b/b	b/b	
	d	l ₁	l ₂	MT	price EUR			
	mm	mm	mm		each	each	each	each
00300	3.00	114	33	1	5.18	6.91	7.34	11.02
00320	3.20	117	36	1	5.47	7.30	7.75	11.63
00325	3.25	117	36	1	5.47	7.30	7.75	11.63
00350	3.50	120	39	1	4.96	6.61	7.02	10.53
00375	3.75	120	36	1	5.47	7.30	7.75	11.63
00380	3.80	124	43	1	5.47	7.30	7.75	11.63
00400	4.00	124	43	1	4.69	6.26	6.65	9.97
00420	4.20	124	43	1	5.28	7.04	7.48	11.22
00425	4.25	124	43	1	5.28	7.04	7.48	11.22
00450	4.50	128	47	1	4.64	6.19	6.58	9.87
00475	4.75	128	47	1	5.28	7.04	7.48	11.22
00480	4.80	133	52	1	5.28	7.04	7.48	11.22
00500	5.00	133	52	1	4.46	5.95	6.32	9.49
00520	5.20	133	52	1	5.04	6.72	7.14	10.71
00525	5.25	133	52	1	5.04	6.72	7.14	10.71
00550	5.50	138	57	1	4.38	5.84	6.21	9.31
00575	5.75	138	57	1	5.04	6.72	7.14	10.71
00580	5.80	138	57	1	5.04	6.72	7.14	10.71
00600	6.00	138	57	1	4.32	5.76	6.12	9.18
00620	6.20	144	63	1	5.04	6.72	7.14	10.71
00625	6.25	144	63	1	5.04	6.72	7.14	10.71
00650	6.50	144	63	1	4.09	5.46	5.80	8.70
00675	6.75	150	69	1	4.80	6.40	6.80	10.20
00680	6.80	150	69	1	4.80	6.40	6.80	10.20
00700	7.00	150	69	1	4.26	5.68	6.04	9.05
00720	7.20	150	69	1	5.04	6.72	7.14	10.71
00725	7.25	150	69	1	5.04	6.72	7.14	10.71
00750	7.50	150	69	1	4.52	6.03	6.41	9.61
00775	7.75	156	75	1	5.28	7.04	7.48	11.22
00780	7.80	156	75	1	5.28	7.04	7.48	11.22
00800	8.00	156	75	1	4.52	6.03	6.41	9.61
00820	8.20	156	75	1	5.28	7.04	7.48	11.22

					BK01	BK02	BK03	BK05
	Material				HSS	HSS	HSS	Co 5%
	Type				RN	RN	RN	RN
	Point angle				118°/A	118°/A	118°/A	118°/A
Execution				rolled	milled	milled	milled	
Finish				black	black	b/b	b/b	
	d	l ₁	l ₂	MT	price EUR			
	mm	mm	mm		each	each	each	each
00825	8.25	156	75	1	5.28	7.04	7.48	11.22
00850	8.50	156	75	1	4.64	6.19	6.58	9.87
00875	8.75	162	81	1	5.52	7.36	7.82	11.73
00880	8.80	162	81	1	5.52	7.36	7.82	11.73
00900	9.00	162	81	1	5.18	6.91	7.34	11.02
00920	9.20	162	81	1	5.76	7.68	8.16	12.24
00925	9.25	162	81	1	5.76	7.68	8.16	12.24
00950	9.50	162	81	1	5.18	6.91	7.34	11.02
00975	9.75	168	87	1	8.64	11.52	12.24	18.36
00980	9.80	168	87	1	8.64	11.52	12.24	18.36
01000	10.00	168	87	1	5.24	6.99	7.43	11.14
01020	10.20	168	87	1	6.05	8.06	8.57	12.85
01025	10.25	168	87	1	6.05	8.06	8.57	12.85
01050	10.50	168	87	1	5.90	7.87	8.36	12.55
01075	10.75	175	94	1	6.19	8.26	8.77	13.16
01080	10.80	175	94	1	6.19	8.26	8.77	13.16
01100	11.00	175	94	1	5.76	7.68	8.16	12.24
01120	11.20	175	94	1	6.48	8.64	9.18	13.77
01125	11.25	175	94	1	6.48	8.64	9.18	13.77
01150	11.50	175	94	1	6.19	8.26	8.77	13.16
01175	11.75	175	94	1	6.72	8.96	9.52	14.28
01180	11.80	175	94	1	6.72	8.96	9.52	14.28
01200	12.00	182	101	1	6.48	8.64	9.18	13.77
01220	12.20	182	101	1	7.20	9.60	10.20	15.30
01225	12.25	182	101	1	7.20	9.60	10.20	15.30
01250	12.50	182	101	1	6.77	9.02	9.59	14.38
01275	12.75	182	101	1	7.44	9.92	10.54	15.81
01280	12.80	182	101	1	7.44	9.92	10.54	15.81
01300	13.00	182	101	1	6.77	9.02	9.59	14.38
01320	13.20	182	101	1	7.92	10.56	11.22	16.83
01325	13.25	189	108	1	7.92	10.56	11.22	16.83
01350	13.50	189	108	1	7.34	9.79	10.40	15.61
01375	13.75	189	108	1	7.92	10.56	11.22	16.83
01380	13.80	189	108	1	7.92	10.56	11.22	16.83
01400	14.00	189	108	1	7.78	10.37	11.02	16.52
01425	14.25	212	114	2	8.21	10.94	11.63	17.44
01450	14.50	212	114	2	8.21	10.94	11.63	17.44
01475	14.75	212	114	2	9.36	12.48	13.26	19.89
01500	15.00	212	114	2	9.07	12.10	12.85	19.28
01525	15.25	218	120	2	9.65	12.86	13.67	20.50
01550	15.50	218	120	2	9.36	12.48	13.26	19.89
01575	15.75	218	120	2	10.32	13.76	14.62	21.93
01600	16.00	218	120	2	9.36	12.48	13.26	19.89
01625	16.25	223	125	2	10.37	13.82	14.69	22.03
01650	16.50	223	125	2	9.94	13.25	14.08	21.11
01675	16.75	223	125	2	10.37	13.82	14.69	22.03
01700	17.00	223	125	2	9.94	13.25	14.08	21.11
01725	17.25	228	130	2	11.66	15.55	16.52	24.79
01750	17.50	228	130	2	10.51	14.02	14.89	22.34
01775	17.75	228	130	2	11.52	15.36	16.32	24.48
01800	18.00	228	130	2	11.93	14.98	15.91	23.87

					BK01	BK02	BK03	BK05
	Material				HSS	HSS	HSS	Co 5%
	Type				RN	RN	RN	RN
	Point angle				118°/A	118°/A	118°/A	118°/A
Execution				rolled	milled	milled	milled	
Finish				black	black	b/b	b/b	
	d	l ₁	l ₂	MT	price EUR			
	mm	mm	mm		each	each	each	each
01825	18.25	233	135	2	11.95	15.94	16.93	25.40
01850	18.50	233	135	2	11.66	15.55	16.52	24.79
01875	18.75	233	135	2	12.24	16.32	17.34	26.01
01900	19.00	233	135	2	11.66	15.55	16.52	24.79
01925	19.25	238	140	2	12.96	17.28	18.36	27.54
01950	19.50	238	140	2	12.24	16.32	17.34	26.01
01975	19.75	238	140	2	12.96	17.28	18.36	27.54
02000	20.00	238	140	2	12.24	16.32	17.34	26.01
02025	20.25	243	145	2	14.69	19.58	20.81	31.21
02050	20.50	243	145	2	14.26	19.01	20.20	30.29
02075	20.75	243	145	2		19.97	21.22	31.82
02100	21.00	243	145	2		19.01	20.20	30.29
02125	21.25	248	150	2		21.12	22.44	33.66
02150	21.50	248	150	2		20.74	22.03	33.05
02175	21.75	248	150	2		21.12	22.44	33.66
02200	22.00	248	150	2		20.74	22.03	33.05
02225	22.25	248	150	2		22.27	23.66	35.50
02250	22.50	253	155	2		21.89	23.26	34.88
02275	22.75	253	155	2		24.00	25.50	38.25
02300	23.00	253	155	2		23.81	25.30	37.94
02325	23.25	276	155	3		25.60	27.20	40.80
02350	23.50	276	155	3		24.19	25.70	38.56
02375	23.75	281	160	3		27.20	28.90	43.35
02400	24.00	281	160	3		26.50	28.15	42.23
02425	24.25	281	160	3		28.80	30.60	45.90
02450	24.50	281	160	3		27.26	28.97	43.45
02475	24.75	281	160	3		28.80	30.60	45.90
02500	25.00	281	160	3		24.58	26.11	39.17
02525	25.25	286	165	3		32.00	34.00	51.00
02550	25.50	286	165	3		30.72	32.64	48.96
02575	25.75	286	165	3		32.00	34.00	51.00
02600	26.00	286	165	3		31.10	33.05	49.57
02625	26.25	286	165	3		35.20	37.40	56.10
02650	26.50	286	165	3		31.49	33.46	50.18
02675	26.75	291	170	3		36.80	39.10	58.65
02700	27.00	291	170	3		33.41	35.50	53.24
02725	27.25	291	170	3		37.76	40.12	60.18
02750	27.50	291	170	3		32.26	34.27	51.41
02775	27.75	291	170	3		37.76	40.12	60.18
02800	28.00	291	170	3		34.56	36.72	55.08
02825	28.25	296	175	3		40.00	42.50	63.75
02850	28.50	296	175	3		36.86	39.17	58.75
02875	28.75	296	175	3		40.00	42.50	63.75
02900	29.00	296	175	3		37.63	39.98	59.98
02925	29.25	296	175	3		40.96	43.52	65.28
02950	29.50	296	175	3		37.63	39.98	59.98
02975	29.75	296	175	3		40.96	43.52	65.28
03000	30.00	296	175	3		39.55	42.02	63.04
03025	30.25	301	180	3		46.85	49.78	74.66
03050	30.50	301	180	3		46.85	49.78	74.66
03075	30.75	301	180	3		48.38	51.41	77.11

					BK01	BK02	BK03	BK05
	Material				HSS	HSS	HSS	Co 5%
	Type				RN	RN	RN	RN
	Point angle				118°/A	118°/A	118°/A	118°/A
Execution				rolled	milled	milled	milled	
Finish				black	black	b/b	b/b	
	d	l ₁	l ₂	MT	price EUR			
	mm	mm	mm		each	each	each	each
03100	31.00	301	180	3		44.93	47.74	71.60
03125	31.25	301	180	3		49.15	52.22	78.34
03150	31.50	301	180	3		49.15	52.22	78.34
03175	31.75	306	185	3		49.15	52.22	78.34
03200	32.00	334	185	4		50.30	53.45	80.17
03250	32.50	334	185	4		52.99	56.30	84.46
03300	33.00	334	185	4		53.38	56.71	85.07
03350	33.50	334	185	4		58.75	62.42	93.64
03400	34.00	339	190	4		58.75	62.42	93.64
03450	34.50	339	190	4		66.05	70.18	105.26
03500	35.00	339	190	4		59.90	63.65	95.47
03550	35.50	339	190	4		66.43	70.58	105.88
03600	36.00	344	195	4		66.82	70.99	106.49
03650	36.50	344	195	4		71.81	76.30	114.44
03700	37.00	344	195	4		69.12	73.44	110.16
03750	37.50	344	195	4		76.03	80.78	121.18
03800	38.00	349	200	4		76.42	81.19	121.79
03850	38.50	349	200	4		90.62	96.29	144.43
03900	39.00	349	200	4		78.34	83.23	124.85
03950	39.50	349	200	4		92.16	97.92	146.88
04000	40.00	349	200	4		81.41	86.50	129.74
04050	40.50	354	205	4		96.77	102.82	154.22
04100	41.00	354	205	4		89.86	95.47	143.21
04150	41.50	354	205	4		103.68	110.16	165.24
04200	42.00	354	205	4		93.70	99.55	149.33
04250	42.50	354	205	4		105.98	112.61	168.91
04300	43.00	359	210	4		102.91	109.34	164.02
04350	43.50	359	210	4		117.50	124.85	187.27
04400	44.00	359	210	4		105.22	111.79	167.69
04450	44.50	359	210	4		125.18	133.01	199.51
04500	45.00	359	210	4		112.13	119.14	178.70
04550	45.50	364	215	4		126.72	134.64	201.96
04600	46.00	364	215	4		112.90	119.95	179.93
04650	46.50	364	215	4		142.08	150.96	226.44
04700	47.00	364	215	4		119.81	127.30	190.94
04750	47.50	364	215	4		145.92	155.04	232.56
04800	48.00	369	220	4		130.56	138.72	208.08
04850	48.50	369	220	4		151.30	160.75	241.13
04900	49.00	369	220	4		133.63	141.98	212.98
04950	49.50	369	220	4		152.83	162.38	243.58
05000	50.00	369	220	4		136.70	145.25	217.87
05050	50.50	374	225	4		160.64	170.68	256.02
05100	51.00	412	225	5		166.72	177.14	265.71
05150	51.50	412	225	5		176.00	187.00	280.50
05200	52.00	412	225	5		173.44	184.28	276.42
05250	52.50	412	225	5		185.92	197.54	296.31
05300	53.00	412	225	5		176.00	187.00	280.50
05350	53.50	417	230	5		199.68	212.16	318.24
05400	54.00	417	230	5		188.80	200.60	300.90
05450	54.50	417	230	5		203.52	216.24	324.36
05550	55.00	417	230	5		192.00	204.00	306.00

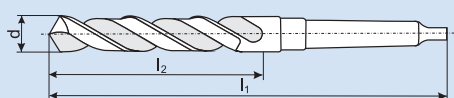
					BK01	BK02	BK03	BK05
	Material				HSS	HSS	HSS	Co 5%
	Type				RN	RN	RN	RN
	Point angle				118°/A	118°/A	118°/A	118°/A
Execution				rolled	milled	milled	milled	
Finish				black	black	b/b	b/b	
	d	l ₁	l ₂	MT	price EUR			
	mm	mm	mm		each	each	each	each
05550	55.50	417	230	5		203.52	216.24	324.36
05600	56.00	417	230	5		192.00	204.00	306.00
05650	56.50	422	235	5		215.04	228.48	342.72
05700	57.00	422	235	5		203.52	216.24	324.36
05750	57.50	422	235	5		222.72	236.64	354.96
05800	58.00	422	235	5		215.04	228.48	342.72
05850	58.50	422	235	5		222.72	236.64	354.96
05900	59.00	422	235	5		215.04	228.48	342.72
05950	59.50	422	235	5		234.24	248.88	373.32
06000	60.00	422	235	5		222.72	236.64	354.96
06100	61.00	427	240	5		245.76	261.12	391.68
06200	62.00	427	240	5		249.60	265.20	397.80
06300	63.00	427	240	5		264.96	281.52	422.28
06400	64.00	432	245	5		284.16	301.92	452.88
06500	65.00	432	245	5		291.84	310.08	465.12
06600	66.00	432	245	5		314.88	334.56	501.84
06700	67.00	432	245	5		314.88	334.56	501.84
06800	68.00	437	250	5		334.08	354.96	532.44
06900	69.00	437	250	5		357.12	379.44	569.16
07000	70.00	437	250	5		368.64	391.68	587.52
07100	71.00	437	250	5		376.32	399.84	599.76
07200	72.00	442	255	5		391.68	416.16	624.24
07300	73.00	442	255	5		407.04	432.48	648.72
07400	74.00	442	255	5		430.08	456.96	685.44
07500	75.00	442	255	5		437.76	465.12	697.68
07600	76.00	447	260	5		476.16	505.92	758.88
07700	77.00	514	260	6		491.52	522.24	783.36
07800	78.00	514	260	6		506.88	538.56	807.84
07900	79.00	514	260	6		529.92	563.04	844.56
08000	80.00	514	260	6		545.28	579.36	869.04
08100	81.00	519	265	6		576.00	612.00	918.00
08200	82.00	519	265	6		583.68	620.16	930.24
08300	83.00	519	265	6		606.72	644.64	966.96
08400	84.00	519	265	6		606.72	644.64	966.96
08500	85.00	519	265	6		614.40	652.80	979.20
08600	86.00	524	270	6		629.76	669.12	1003.68
08700	87.00	524	270	6		637.44	677.28	1015.92
08800	88.00	524	270	6		652.80	693.60	1040.40
08900	89.00	524	270	6		668.16	709.92	1064.88
09000	90.00	524	270	6		668.16	709.92	1064.88
09100	91.00	529	275	6		721.92	767.04	1150.56
09200	92.00	529	275	6		752.64	799.68	1199.52
09300	93.00	529	275	6		760.32	807.84	1211.76
09400	94.00	529	275	6		760.32	807.84	1211.76
09500	95.00	529	275	6		775.68	824.16	1236.24
09600	96.00	534	280	6		798.72	848.64	1272.96
09700	97.00	534	280	6		814.08	864.96	1297.44
09800	98.00	534	280	6		829.44	881.28	1321.92
09900	99.00	534	280	6		890.88	946.56	1419.84
10000	100.00	534	280	6		890.88	946.56	1419.84

DIN 346

SPIRALNE BURGIJE KUPASTE SA OJAČANOM DRŠKOM

MORSE TAPER SHANK TWIST DRILLS, OVERSIZE SHANK

SPIRALBOHRER MIT GROSSEREM MORSEKEGELSCHAFT



Series					BK11
	Material				HSS
				Type	RN
				Point angle	118°/A
				Finish	black
	d	l ₁	l ₂	MT	price EUR
	mm	mm	mm		each
01200	12.00	199	101	2	15.92
01250	12.50	199	101	2	15.20
01300	13.00	199	101	2	15.60
01350	13.50	206	108	2	16.40
01400	14.00	206	108	2	17.20
01450	14.50	231	114	3	18.40
01500	15.00	231	114	3	20.40
01850	18.50	256	135	3	24.40
01900	19.00	256	135	3	24.40
01950	19.50	261	140	3	26.80
02000	20.00	261	140	3	26.80
02050	20.50	266	145	3	29.20
02100	21.00	266	145	3	29.20
02150	21.50	271	150	3	32.80
02200	22.00	271	150	3	32.80
02250	22.50	276	155	3	32.80
02300	23.00	276	155	3	37.60
02700	27.00	319	170	4	50.00
02750	27.50	319	170	4	52.00
02800	28.00	319	170	4	52.00
02850	28.50	324	175	4	56.00
02900	29.00	324	175	4	58.00
02950	29.50	324	175	4	60.00
03000	30.00	324	175	4	60.00
03050	30.50	329	180	4	70.00
03100	31.00	329	180	4	70.00
03150	31.50	329	180	4	72.00
04050	40.50	392	205	5	128.00

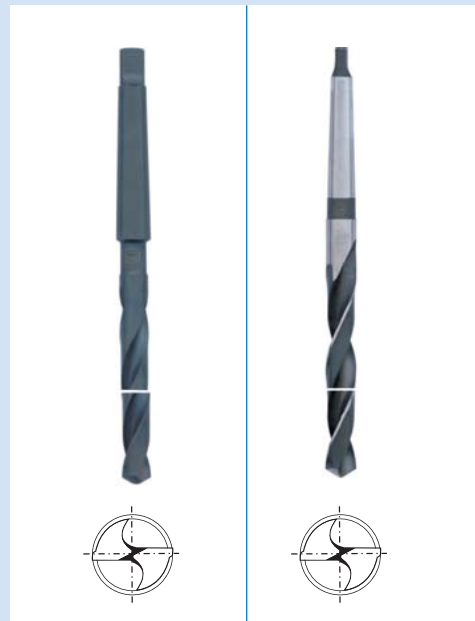
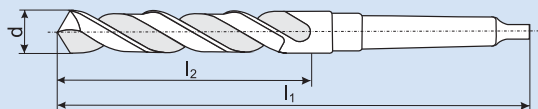
Series					BK11
	Material				HSS
	Type				RN
	Point angle				118°/A
	Finish				black
	d	l ₁	l ₂	MT	price EUR
	mm	mm	mm		each
04100	41.00	392	205	5	128.00
04200	42.00	392	205	5	132.00
04300	43.00	392	205	5	148.00
04400	44.00	397	205	5	152.00
04500	45.00	397	205	5	156.00
04600	46.00	402	215	5	164.00
04700	47.00	402	215	5	168.00
04800	48.00	407	220	5	180.00
04900	49.00	407	220	5	184.00
05000	50.00	407	220	5	188.00
06400	64.00	499	245	6	390.80
06500	65.00	499	245	6	401.20
06600	66.00	499	245	6	432.80
06700	67.00	499	245	6	432.80
06800	68.00	504	250	6	459.20
06900	69.00	504	250	6	491.20
07000	70.00	504	250	6	506.80
07100	71.00	504	250	6	517.20
07200	72.00	509	255	6	538.40
07300	73.00	509	255	6	559.60
07400	74.00	509	255	6	591.20
07500	75.00	509	255	6	602.00
07600	76.00	514	260	6	654.80

DIN 341

SPIRALNE BURGIJE KUPASTE, DUGE

TWIST DRILLS TAPER SHANK, LONG SERIES

SPIRALBOHRER MIT MORSEKEGELSCHAFT, LANGE



Series					BK15	BK16
	Material				HSS	HSS
Type				RN	RN	
Point angle				118°/A	118°/A	
Finish				black	b/b	
	d	l ₁	l ₂	MT	price EUR	
	mm	mm	mm		each	each
00500	5.00	155	74	1	12.10	13.31
00550	5.50	161	80	1	11.85	13.04
00600	6.00	161	80	1	11.70	12.87
00650	6.50	167	86	1	11.10	12.21
00700	7.00	174	93	1	11.55	12.71
00750	7.50	174	93	1	12.25	13.48
00800	8.00	181	100	1	12.25	13.48
00850	8.50	181	100	1	12.65	13.92
00900	9.00	188	107	1	14.05	15.46
00950	9.50	188	107	1	14.05	15.46
01000	10.00	197	116	1	14.25	15.68
01050	10.50	197	116	1	14.95	16.45
01100	11.00	206	125	1	15.60	17.16
01150	11.50	206	125	1	16.80	18.48
01200	12.00	215	134	1	17.55	19.31
01250	12.50	215	134	1	18.35	20.19
01300	13.00	215	134	1	18.35	20.19
01350	13.50	233	142	1	19.90	21.89
01400	14.00	233	142	1	21.10	23.21
01450	14.50	245	147	2	22.25	24.48
01500	15.00	245	147	2	24.50	26.95
01550	15.50	251	153	2	25.50	28.05
01600	16.00	251	153	2	25.50	28.05
01650	16.50	257	159	2	27.00	29.70
01700	17.00	257	159	2	27.00	29.70
01750	17.50	263	165	2	28.50	31.35
01800	18.00	263	165	2	30.50	33.55
01850	18.50	269	171	2	31.75	34.93

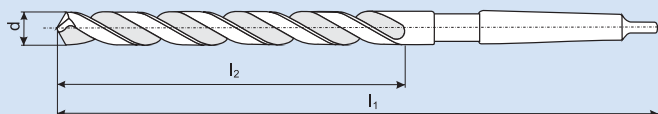
Series	Material				BK15	BK16
	Type				HSS	HSS
	Point angle				RN	RN
	Finish				118°/A	118°/A
					black	b/b
	d	l ₁	l ₂	MT	price EUR	
	mm	mm	mm		each	each
01900	19.00	269	171	2	31.75	34.93
01950	19.50	275	177	2	33.10	36.41
02000	20.00	275	177	2	33.10	36.41
02050	20.50	282	184	2	38.50	42.35
02100	21.00	282	184	2	38.50	42.35
02150	21.50	289	191	2	42.00	46.20
02200	22.00	289	191	2	42.00	46.20
02250	22.50	296	198	2	44.50	48.95
02300	23.00	296	198	2	48.00	52.80
02350	23.50	319	198	3	49.50	54.45
02400	24.00	327	206	3	54.00	59.40
02450	24.50	327	206	3	56.00	61.60
02500	25.00	327	206	3	52.50	57.75
02600	26.00	335	214	3	62.00	68.20
02700	27.00	343	222	3	68.00	74.80
02800	28.00	343	222	3	70.00	77.00
02900	29.00	351	230	3	76.00	83.60
03000	30.00	351	230	3	80.00	88.00
03100	31.00	360	239	3	90.00	99.00
03200	32.00	397	248	4	100.00	110.00
03300	33.00	397	248	4	112.50	123.75
03400	34.00	406	257	4	120.00	132.00
03500	35.00	406	257	4	122.50	134.75
03600	36.00	416	267	4	135.00	148.50
03700	37.00	416	267	4	140.00	154.00
03800	38.00	426	277	4	147.50	162.25
03900	39.00	426	277	4	160.00	176.00
04000	40.00	426	277	4	165.00	181.50
04100	41.00	436	287	4	180.00	198.00
04200	42.00	436	287	4	190.00	209.00
04300	43.00	447	298	4	210.00	231.00
04400	44.00	447	298	4	215.00	236.50
04500	45.00	447	298	4	230.00	253.00
04600	46.00	459	310	4	235.00	258.50
04700	47.00	459	310	4	245.00	269.50
04800	48.00	470	321	4	265.00	291.50
04900	49.00	470	321	4	272.50	299.75
05000	50.00	470	321	4	275.00	302.50

DIN 1870/1

SPIRALNE BURGJIJE KUPASTE, PRODUŽENE

EXTRA LONG TWIST DRILLS, TAPER SHANK

ÜBERLANGE SPIRALBOHRER, MORSEKEGELSCHAFT



Series	Material				BK21
	Type				HSS
Point angle				RN	
Finish				118°/A	
				black	
	d	l ₁	l ₂	MT	price EUR each
	mm	mm	mm		
00800	8.00	265	165	1	22.75
00850	8.50	265	165	1	25.50
00900	9.00	275	175	1	25.50
00950	9.50	275	175	1	27.50
01000	10.00	285	185	1	27.50
01050	10.50	285	185	1	31.50
01100	11.00	300	195	1	31.50
01150	11.50	300	195	1	34.50
01200	12.00	310	205	1	33.00
01250	12.50	310	205	1	33.50
01300	13.00	310	205	1	33.00
01350	13.50	325	220	1	37.00
01400	14.00	325	220	1	37.00
01450	14.50	340	220	2	41.50
01500	15.00	340	220	2	44.00
01550	15.50	355	230	2	47.00
01600	16.00	355	230	2	45.50
01650	16.50	355	230	2	46.00
01700	17.00	355	230	2	51.00
01750	17.50	370	245	2	56.00
01800	18.00	370	245	2	55.00
01850	18.50	370	245	2	55.50
01900	19.00	370	245	2	55.50
01950	19.50	385	260	2	62.00
02000	20.00	385	260	2	60.50
02050	20.50	385	260	2	80.50
02100	21.00	385	260	2	74.50
02150	21.50	405	270	2	87.50

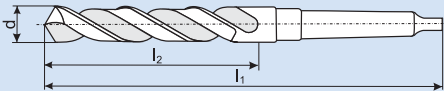
Series					BK21
	Material				HSS
	Type				RN
	Point angle				118°/A
	Finish				black
	d	l ₁	l ₂	MT	price EUR
	mm	mm	mm		each
02200	22.00	405	270	2	79.00
02250	22.50	405	270	2	95.50
02300	23.00	405	270	2	90.50
02350	23.50	425	270	3	113.00
02400	24.00	440	290	3	103.00
02450	24.50	440	290	3	120.00
02500	25.00	440	290	3	109.00
02550	25.50	440	290	3	130.00
02600	26.00	440	290	3	117.00
02650	26.50	440	290	3	138.00
02700	27.00	460	305	3	121.00
02750	27.50	460	305	3	143.00
02800	28.00	460	305	3	130.00
02850	28.50	460	305	3	153.00
02900	29.00	460	305	3	138.00
02950	29.50	460	305	3	160.00
03000	30.00	460	305	3	142.00
03100	31.00	480	320	3	172.00
03200	32.00	505	320	4	176.00
03300	33.00	505	320	4	184.00
03400	34.00	530	340	4	199.00
03500	35.00	530	340	4	202.00
03600	36.00	530	340	4	215.00
03700	37.00	530	340	4	217.00
03800	38.00	555	360	4	230.00
03900	39.00	555	360	4	242.00
04000	40.00	555	360	4	243.00
04100	41.00	555	360	4	260.00
04200	42.00	555	360	4	265.00
04300	43.00	585	385	4	290.00
04400	44.00	585	385	4	290.00
04500	45.00	585	385	4	305.00
04600	46.00	585	385	4	320.00
04700	47.00	585	385	4	335.00
04800	48.00	605	405	4	365.00
04900	49.00	605	405	4	380.00
05000	50.00	605	405	4	375.00

DIN 1870/2

SPIRALNE BURGIJE KUPASTE, PRODUŽENE

EXTRA LONG TWIST DRILLS, TAPER SHANK

ÜBERLANGE SPIRALBOHRER, MORSEKEGELSCHAFT

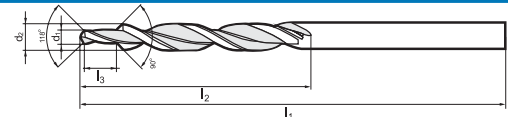


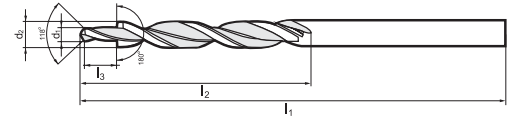
Series					BK25
	Material				HSS
				Type	RN
				Point angle	118°/A
				Finish	black
d		l ₁	l ₂	MT	price EUR
mm		mm	mm		
00800	8.00	330	210	1	32.50
00850	8.50	330	210	1	35.50
00900	9.00	345	220	1	40.00
00950	9.50	345	220	1	40.00
01000	10.00	360	235	1	39.50
01050	10.50	360	235	1	45.50
01100	11.00	375	250	1	42.50
01150	11.50	375	250	1	45.50
01200	12.00	395	260	1	48.00
01250	12.50	395	260	1	51.00
01300	13.00	395	260	1	49.00
01350	13.50	410	275	1	53.50
01400	14.00	410	275	1	55.00
01450	14.50	425	275	2	57.50
01500	15.00	445	295	2	59.00
01550	15.50	445	295	2	60.50
01600	16.00	445	295	2	60.50
01650	16.50	445	295	2	65.00
01700	17.00	445	295	2	64.50
01750	17.50	465	310	2	70.00
01800	18.00	465	310	2	71.00
01850	18.50	465	310	2	76.50
01900	19.00	465	310	2	77.50
01950	19.50	490	325	2	85.50
02000	20.00	490	325	2	83.50
02050	20.50	490	325	2	94.00
02100	21.00	490	325	2	91.50
02150	21.50	515	345	2	110.00

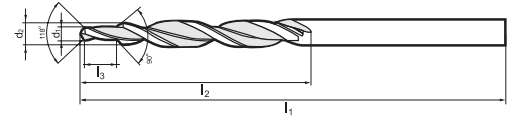
Series	Material				Bk25
	Type				HSS
	Point angle				RN
	Finish				118°/A
					black
	d	l ₁	l ₂	MT	price EUR
	mm	mm	mm		each
02200	22.00	515	345	2	108.00
02250	22.50	515	345	2	115.00
02300	23.00	515	345	2	111.00
02350	23.50	535	345	3	136.00
02400	24.00	555	365	3	129.00
02450	24.50	555	365	3	147.00
02500	25.00	555	365	3	133.00
02550	25.50	555	365	3	172.00
02600	26.00	555	365	3	155.00
02650	26.50	555	365	3	184.00
02700	27.00	580	385	3	165.00
02750	27.50	580	385	3	196.00
02800	28.00	580	385	3	175.00
02850	28.50	580	385	3	203.00
02900	29.00	580	385	3	184.00
02950	29.50	580	385	3	215.00
03000	30.00	580	385	3	190.00
03100	31.00	610	410	3	220.00
03200	32.00	635	410	4	224.00
03300	33.00	635	410	4	231.00
03400	34.00	665	430	4	250.00
03500	35.00	665	430	4	250.00
03600	36.00	665	430	4	265.00
03700	37.00	665	430	4	300.00
03800	38.00	695	460	4	300.00
03900	39.00	695	460	4	305.00
04000	40.00	695	460	4	310.00
04100	41.00	695	460	4	345.00
04200	42.00	695	430	4	365.00
04300	43.00	735	490	4	400.00
04400	44.00	735	490	4	445.00
04500	45.00	735	490	4	415.00
04600	46.00	735	490	4	425.00
04700	47.00	695	490	4	440.00
04800	48.00	765	510	4	465.00
04900	49.00	765	510	4	490.00
05000	50.00	765	510	4	480.00

SPIRALNE BURGIJE STEPENASTE, VALJKASTE, ZA FINI UPUST
SUBLAND DRILLS WITH STRAIGHT SHANK
MEHRFASENSTUFENBOHRER MIT ZYLINDERSCHAFT



Series							BV81
				DIN 8374 90°		Material	HSS
						Type	RN
						Point angle	118°
						Finish	black
M	d ₂	d ₁	l ₁	l ₂	l ₃	price EUR	
	mm	mm	mm	mm	mm	each	
M0300	3	6.00	3.2	93	57	9	15.20
M0400	4	8.00	4.3	117	75	11	17.60
M0500	5	10.00	5.3	133	87	13	22.00
M0600	6	11.00	6.4	142	94	15	25.60
M0800	8	15.00	8.4	169	114	19	42.00
M1000	10	19.00	10.5	198	135	23	64.40

Series							BV83
				DIN 8376 180°		Material	HSS
						Type	RN
						Point angle	118°
						Finish	black
M	d ₂	d ₁	l ₁	l ₂	l ₃	price EUR	
	mm	mm	mm	mm	mm	each	
M0300	3	6	3.4	93	57	9	13.20
M0400	4	8	4.5	117	75	11	15.60
M0500	5	10	5.5	133	87	13	18.80
M0600	6	11	6.6	142	94	15	22.00
M0800	8	15	9	168	114	19	28.00
M1000	10	18	11	191	130	23	39.20

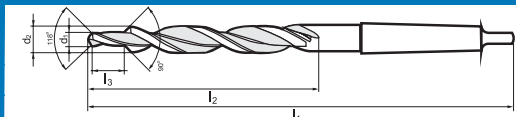
Series							BV85
				DIN 8378 90°		Material	HSS
						Type	RN
						Point angle	118°
						Finish	black
M	d ₂	d ₁	l ₁	l ₂	l ₃	price EUR	
	mm	mm	mm	mm	mm	each	
M0300	3	3.4	2.5	70	39	8.8	12.00
M0400	4	4.5	3.3	80	47	11.4	12.80
M0500	5	5.5	4.2	93	57	13.6	13.20
M0600	6	6.6	5	101	63	16.5	15.20
M0800	8	9.0	6.8	125	81	21	17.20
M1000	10	11	8.5	142	94	25.5	22.40
M1200	12	13.5	10.2	160	108	30	29.20


SPIRALNE BURGJIJE STEPENASTE, KUPASTE, ZA SREDNJI UPUST

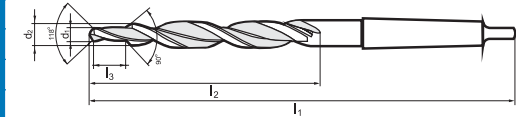
SUBLAND DRILLS WITH MORSE TAPER SHANK


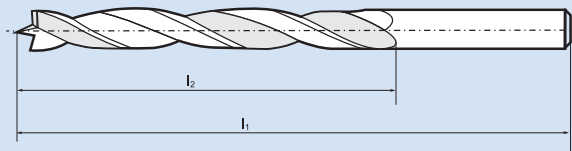
MEHRFASENSTUFENBOHRER MIT MORSEKEGELSCHAFT



Series							BK81			
							DIN 8375 90°		Material	HSS
									Type	RN
									Point angle	118°
									Finish	black
M	d ₂	d ₁	l ₁	l ₂	l ₃	MT	price EUR			
	mm	mm	mm	mm	mm		each			
M0500	5	11.0	5.5	175	94	13	1	31.60		
M0600	6	13.0	6.6	182	101	15	1	42.40		
M0800	8	17.2	9.0	228	130	19	2	51.60		
M1000	10	21.5	11.0	248	150	23	2	74.00		

Series							BK83			
							DIN 8377 90°		Material	HSS
									Type	RN
									Point angle	118°
									Finish	black
M	d ₂	d ₁	l ₁	l ₂	l ₃	MT	price EUR			
	mm	mm	mm	mm	mm		each			
M0500	5	10	5.5	168	87	13	1	27.60		
M0600	6	11	6.6	175	94	15	1	28.40		
M0800	8	15	9	212	114	19	2	37.60		
M1000	10	18	11	228	130	23	2	50.00		
M1200	12	20	13.5	238	140	27	2	60.40		
M1400	14	24	15.5	281	160	31	3	76.00		
M1600	16	26	17.5	286	165	35	3	90.00		
M1800	18	30	20	296	175	39	3	104.00		
M2000	20	33	22	334	185	43	4	121.20		

Series							BK85			
							DIN 8379 90°		Material	HSS
									Type	RN
									Point angle	118°
									Finish	black
M	d ₂	d ₁	l ₁	l ₂	l ₃	MT	price EUR			
	mm	mm	mm	mm	mm		each			
M0800	8	9	6.8	162	81	21	1	27.60		
M1000	10	11	8.5	175	94	25.5	1	31.60		
M1200	12	13.5	10.2	189	108	30	1	37.60		
M1400	14	15.5	12	218	120	34.5	2	45.60		
M1600	16	17.5	14	228	130	38.5	2	54.40		
M1800	18	20	15.5	238	140	43.5	2	69.20		
M2000	20	22	17.5	248	150	47.5	2	73.20		

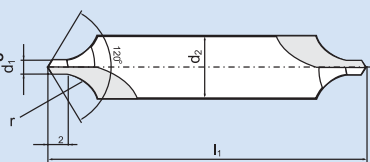
BURGIJE ZA DRVO
WOOD WORKING DRILLS
HOLZSPIRALBOHRER


Series					BV68
	Material				CV
	Type				RN
	Point angle				brad
	Finish				b/b
	d	l_1	l_2	shank	price EUR
	mm	mm	mm	mm	each
00300	3	61	33	3	0.28
00400	4	75	43	4	0.30
00500	5	86	52	5	0.36
00600	6	93	57	6	0.46
00700	7	109	69	7	0.56
00800	8	117	75	8	0.58
00900	9	125	81	9	0.66
01000	10	133	87	10	0.68
01100	11	142	94	10	0.70
01200	12	151	101	10	0.80
01300	13	151	101	10	0.90
01400	14	160	108	10	1.22
01500	15	169	114	10	1.38
01600	16	178	120	10	1.76
01700	17	184	125	10	2.30
01800	18	191	130	10	2.64

ZABUŠIVAČI-60°

CENTER DRILLS-60°

ZENTRIERBOHRER-60°

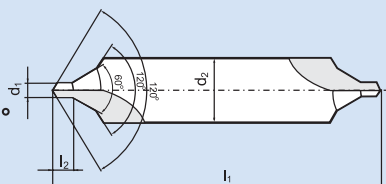


Series					BZ01	BZ02	BZ03	BZ04	BZ05	BZ06
	Material					HSS	HSS	HSS	HSS	HSS
Type					A/R	A/L	A/flat	R/R	R/L	R /flat
Point angle					120°	120°	120°	120°	120°	120°
Finish					bright	bright	bright	bright	bright	bright
	d ₁	l ₁	l ₂	d ₂	price EUR					
	mm	mm	mm	mm	each	each	each	each	each	each
00050	0.50	25.0	0.8	3.15	2.96	3.85	3.70	2.96	3.85	3.70
00080	0.80	25.0	1.1	3.15	2.88	3.74	3.60	2.88	3.74	3.60
00100	1.00	31.5	1.3	3.15	2.56	3.33	3.20	2.56	3.33	3.20
00125	1.25	31.5	1.6	3.15	2.53	3.29	3.16	2.53	3.29	3.16
00160	1.60	35.5	2.0	4.00	2.40	3.12	3.00	2.40	3.12	3.00
00200	2.00	40.0	2.5	5.00	2.66	3.45	3.32	2.66	3.45	3.32
00250	2.50	45.0	3.1	6.30	2.88	3.74	3.60	2.88	3.74	3.60
00315	3.15	50.0	3.9	8.00	3.36	4.37	4.20	3.36	4.37	4.20
00400	4.00	56.0	5.0	10.00	6.59	8.56	8.24	6.59	8.56	8.24
00500	5.00	63.0	6.3	12.50	9.00	11.70	11.25	9.00	11.70	11.25
00630	6.30	71.0	8.0	16.00	13.68	17.78	17.10	13.68		17.10
00800	8.00	80.0	10.1	20.00	21.24		26.55	21.24		26.55
01000	10.00	100.0	12.8	25.00	42.48		53.10	42.48		53.10
01250	12.50	125.0	16.5	31.50	63.36		79.20	63.36		79.20

ZABUŠIVAČI-60°/120°

CENTER DRILLS-60°/120°

ZENTRIERBOHRER-60°/120°



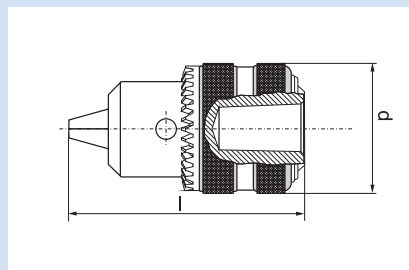
Series					BZ11	BZ12	BZ13
	Material					HSS	HSS
Type					B/R	B/L	B/flat
Point angle					120°	120°	120°
Finish					bright	bright	bright
	d ₁	l ₁	l ₂	d ₂	price EUR		
	mm	mm	mm	mm	each	each	each
00100	1.00	35.5	1.3	4.0	3.84	4.99	4.80
00125	1.25	40.0	1.6	5.0	3.84	4.99	4.80
00160	1.60	45.0	2.0	6.3	4.16	5.41	5.20
00200	2.00	50.0	2.5	8.0	4.48	5.82	5.60
00250	2.50	56.0	3.1	10.0	5.44	7.07	6.80
00315	3.15	60.0	3.9	11.2	6.72	8.74	8.40
00400	4.00	67.0	5.0	14.0	11.16	14.51	13.95
00500	5.00	75.0	6.3	18.0	14.04	18.25	17.55
00630	6.30	80.0	8.0	20.0	20.16	26.21	25.20
00800	8.00	100.0	10.1	25.0	39.60	51.48	49.50
01000	10.00	125.0	12.8	31.5	78.48	102.02	98.10

TROČELJUSNA STEZNA GLAVA

THREE JAW DRILL CHUCKS

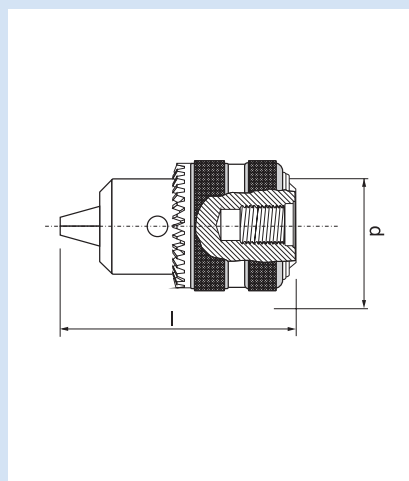
ZAHNKKRANZ BOHRFUTTER, MIT SCHISSEL

Model A (sa unutrašnjim konusom)
 Model A (with internal taper)
 Model A (mit Innenkegel)



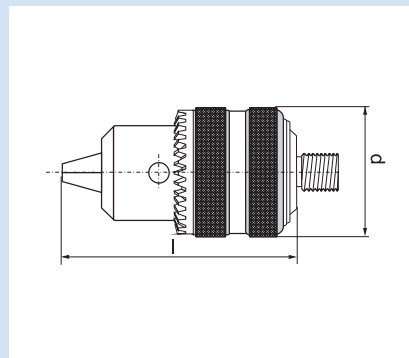
Series	GG01						
	Size	Capacity range	Attachment	l	d	key	price EUR
10B12	10	1,5-10	B 12	62	34	S 2	11.80
13B16	13	2,5-13	B 16	78	43	S 2	15.60
16B16	16	3-16	B 16	87	52	S 3	19.60
16B18	16	3-16	B 18	87	52	S 3	19.60
20B22	20	5-20	B 22	112.5	65	S 4	58.50

Model B (sa unutrašnjim navojem)
 Model B (with internal thread)
 Model B (mit Innengewinde)



Series	GG02						
	Size	Capacity range	Attachment	l	d	key	price EUR
10M12	10	1,5-10	M 12x1,25	62	34	S 2	11.80
10I24			3/8-24 UN				
10I32			1/2-20 UN				
13M12	13	2,5-13	M 12x1,25	78	43	S 3	15.60
13I24			3/8-24 UN				
13I32			1/2-20 UN				
16M16	16	3-16	M 16x 1,5	87	52	S 4	19.60
16I32			1/2-20 UN				
16I40			5/8-16 UN				
20M18	20	5-20	M 18x1,5	112.5	65	S 4	58.50
20I40			5/8-16 UN				
20I48			3/4-16 UN				

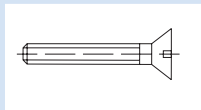
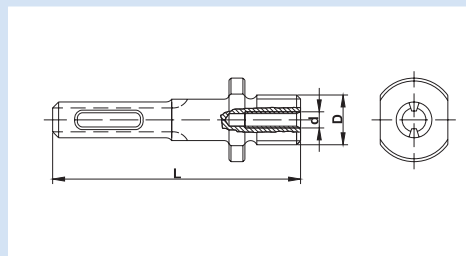
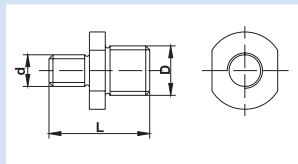
Model C (sa vanjskim navojem)
 Model C with external thread
 Model C (mit Aussengewinde)



Series	GG03						
	Size	Capacity range	Attachment	l	d	key	price EUR
10M12	10	1,5 - 10	M12x1,25	74	34	S 2	12.98
10I24			3/8-24 UN				
10I32			1/2-20 UN				
13M12	13	2,5 - 13	M12x1,25	89	43	S 2	17.16
13I24			3/8-24 UN				
13I32			1/2-20 UN				
16M16	16	3 - 16	M16x1,5	99	52	S 3	21.56
16I40			5/8-16 UN				

KLJUČEVI ZA STEZNE GLAVE
KEYS
SCHLÜSSEL


Series					GK09
	Size	Overall Length	Shank Length	Pin Size	price EUR
S2013	S 2	55	80	6	1.60
S3016	S 3	65	90	8	2.32
S4020	S 4	65	110	8	3.52

ADAPTER ZA STEZNU GLAVU
ADAPTOR FOR DRILL CHUCK
ADAPTER FÜR BOHRFUTTER


Series				GA01
	Size(thread)	Overall	Screw	price EUR
		Length	Left hand	
			ISO 2009	
N3838	3/8-24 X 3/8-24	26		each 6.2
N3812	3/8-24 X 1/2-20	28		6.2
N1238	1/2-20 X 3/8-24	28		6.2
N1212	1/2-20 X 1/2-20	30		6.2
N12SDS	1/2-20XSDS-plus mount	62	M 6L	6.6

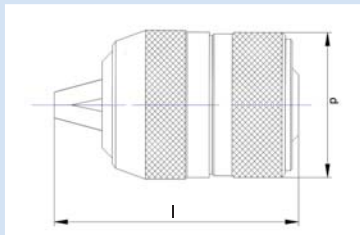
SAMOSTEZUJUĆE GLAVE

KEYLESS DRILL CHUCKS

SCHNELL SPANNBORHFUTTER



Model B (sa unutrašnjim navojem)
 Model B (with internal thread)
 Model B (mit Innengewinde)



Series	GG10					
	Size	Capacity range	Attachment	l	d	price EUR
13M10 13M12 13I24 13I32	13	1,0 - 13	M 10x1 M 12x1,25 3/8-24 UNF 1/2-20 UNF	75	44	26.00



INDUSTRIJA ALATA

TREBINJE

BOSNIA AND HERZEGOVINA - REPUBLIC OF SRPSKA



N°6

CJENOVNIK - PRICE LIST - PRIESLISTE



**FABRIKA NAVOJNOG ALATA
THREAD CUTTING TOOL FACTORY
GEWINDEWERKZEUGEFABRIK**

*phone: ++387 59/280-777 280 940 , export:280-972 , import:280-996 , fax:280-950,
e-mail: info@iat-tools.com www.iat-tools.com*

PROIZVODNI PROGRAM:

PRODUCT LINE:

PRODUKTIONSPROGRAMM:

STANDARDNI I SPECIJALNI UREZNICI

STANDARD & SPECIAL TAPS

STANDARD & SPEZIALGEWINDEBOHRER

STANDARDNE I SPECIJALNE NAREZNICE

STANDARD & SPECIAL ROUND DIES

STANDARD & SPEZIAL SCHNEIDEISEN

TANGENCIJALNI NAVOJNI ČEŠLJEVI

TANGENT CHASERES

TANGENTIALE GEWINDESTREHLER

RADIJALNI NAVOJNI ČEŠLJEVI

RADIAL CHASERES

RADIALE GEWINDESTREHLER

NAVOJNA GLODALA

THREAD MILLING CUTTERS

GEWINDEFÄSER

SPECIJALNI VALJCI I PLOČE ZA VALJANJE
NAVOJA

SPECIAL SHAPE ROLLS & DIES

SPEZIALFÖRMIGE SCHNEIDEISEN



























KONTROLNI ALAT

GAGES

LEHREN



SADRŽAJ - CONTENTS - INHALTSVERZEICHNIS

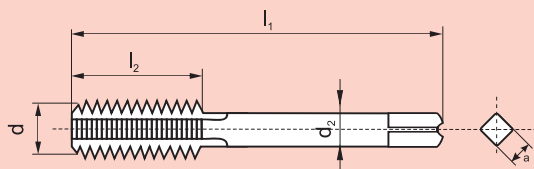
DIN	THREAD	MATERIAL	SERIES		PAGE
352	M	HSS	NR01-NR05		3N
	UNC	HSS	NR11-NR14		4N
	BSW	HSS	NR16-NR19		5N
2181	Mf	HSS	NR21-NR24		6N
	UNF	HSS	NR27-NR29		8N
5157	G	HSS	NR31-NR34		9N
40432	Pg	HSS	NR41-NR44		10N
	UN	HSS	NR45-NR48		11N
371	M	HSS/HSS Co	NM01-NM08		12N
	M	HSS/HSS Co	NM11-NM16		13N
	UNC	HSS/HSS Co	NM41-NM46		14N
	UNF	HSS/HSS Co	NM71-NM76		15N
376	M	HSS/HSS Co	NM21-NM27		16N
	M	HSS/HSS Co	NM31-NM36		17N
	UNC	HSS/HSS Co	NM51-NM56		18N
2182	BSW	HSS	NM47-NM50		19N
2183	BSW	HSS	NM57-NM60		20N
374	Mf	HSS/HSS Co	NM61-NM66		21N
	Mf	HSS/HSS Co	NM67-NM70		23N
	UNF	HSS/HSS Co	NMN81-NM86		24N
5156	G	HSS	NM87-NM90		25N
357	M	HSS/HSS Co	NM91-NM92		26N
	NPT	HSS/HSS Co	NC01-NC04		27N
	BSPT	HSS/HSS Co	NC08-NC09		28N
(223)	M/UNC	HSS	NN01-02-NN05-06		29N
	Mf	HSS	NN03-NN04		30N
	UNF/BSW	HSS	NN07-NN10		31N
	BSF	HSS	NN11-NN12		32N
	BSPT	HSS	NN13-NN14		33N
	Pg	HSS	NN15-NN16		32N
	NPT	HSS	NN21-NN22		33N
	NPTF	HSS	NN23-NN24		33N

DIN 352

RUČNI UREZNICI, TROSTEPENI, M NAVOJ

HAND TAPS ISO METRIC COARSE THREAD

HANDGEWINDEBOHRER ISO
METRISCH REGELGEWINDE



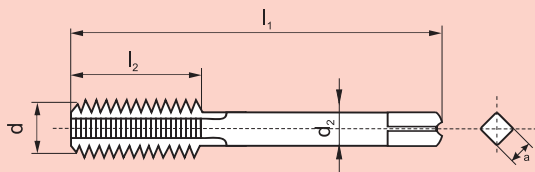
Series							NR01	NR02	NR03	NR04	NR05
	Material						HSS	HSS	HSS	HSS	HSS
	Type						1st	2nd	finishing	set (3pcs)	B
Finish						ground	ground	ground	ground	ground	
						price EUR					
d	P	l ₁	l ₂ max	d ₂	a	each	each	each	set	each	
mm	mm	mm	mm	mm	mm	each	each	each	set	each	
M0016	M 1,6	0,35	32	8	2,5	2,1	3.59	3.59	4.31	11.49	5.60
M0017	1,7	0,35	32	8	2,5	2,1	3.59	3.59	4.31	11.49	5.60
M0018	1,8	0,35	32	8	2,5	2,1	3.59	3.59	4.31	11.49	5.60
M0020	2	0,4	36	8	2,8	2,1	3.00	3.00	3.60	9.60	4.68
M0022	2,2	0,45	36	9	2,8	2,1	3.14	3.14	3.77	10.05	4.90
M0023	2,3	0,4	36	9	2,8	2,1	3.14	3.14	3.77	10.05	4.90
M0025	2,5	0,45	40	9	2,8	2,1	2.61	2.61	3.13	8.35	4.07
M0025	2,6	0,45	40	9	2,8	2,1	2.61	2.61	3.13	8.35	4.07
M0030	3	0,5	40	11	3,5	2,7	2.13	2.13	2.56	6.82	3.33
M0035	3,5	0,6	45	13	4,0	3,0	2.47	2.47	2.96	7.90	3.85
M0040	4	0,7	45	13	4,5	3,4	2.13	2.13	2.56	6.82	3.32
M0045	4,5	0,75	50	16	6,0	4,9	3.19	3.19	3.83	10.21	4.98
M0050	5	0,8	50	16	6,0	4,9	2.21	2.21	2.65	7.07	3.45
M0060	6	1,0	50	19	6,0	4,9	2.29	2.29	2.75	7.33	3.57
M0070	7	1,0	50	19	6,0	4,9	3.00	3.00	3.60	9.60	4.68
M0080	8	1,25	56	22	6,0	4,9	2.55	2.55	3.06	8.16	3.98
M0090	9	1,25	63	22	7,0	5,5	3.86	3.86	4.63	12.35	6.02
M0100	10	1,5	70	24	7,0	5,5	3.24	3.24	3.89	10.37	5.05
M0110	11	1,5	70	24	8,0	6,2	5.45	5.45	6.54	17.44	8.50
M0120	12	1,75	75	29	9,0	7,0	4.15	4.15	4.98	13.28	6.47
M0140	14	2,0	80	30	11,0	9,0	5.64	5.64	6.77	18.05	8.80
M0160	16	2,0	80	32	12,0	9,0	6.81	6.81	8.17	21.79	10.62
M0180	18	2,5	95	40	14,0	11,0	9.92	9.92	11.90	31.74	15.48
M0200	20	2,5	95	40	16,0	12,0	10.60	10.60	12.72	33.92	16.54
M0220	22	2,5	100	40	18,0	14,5	12.54	12.54	15.05	40.13	19.56
M0240	24	3,0	110	50	18,0	14,5	14.11	14.11	16.93	45.15	22.01
M0270	27	3,0	110	50	20,0	16,0	18.53	18.53	22.24	59.30	28.91
M0300	30	3,5	125	56	22,0	18,0	23.66	23.66	28.39	75.71	36.91
M0330	33	3,5	125	56	25,0	20,0	29.36	29.36	35.23	93.95	45.80
M0360	36	4,0	150	63	28,0	22,0	34.22	34.22	41.06	109.50	53.38
M0390	39	4,0	150	63	32,0	24,0	44.18	44.18	53.02	141.38	68.92
M0420	42	4,5	150	63	32,0	24,0	49.32	49.32	59.18	157.82	76.94
M0450	45	4,5	160	70	36,0	29,0	57.01	57.01	68.41	182.43	88.94
M0480	48	5,0	180	75	36,0	29,0	81.52	81.52	97.82	260.86	121.17
M0520	52	5,0	180	75	40,0	32,0	86.23	86.23	103.48	275.94	134.52
M0560	56	5,5	200	85	45,0	35,0	96.35	96.35	115.62	308.32	150.31
M0600	60	5,5	200	85	45,0	35,0	122.57	122.57	147.08	392.22	191.21
M0640	64	6,0	220	90	50,0	39,0	131.70	131.70	158.04	421.44	205.45
M0680	68	6,0	220	90	50,0	39,0	146.52	146.52	175.82	468.86	228.57

DIN 352

RUČNI UREZNICI, TROSTEPENI, UNC NAVOJ

HAND TAPS UNC(UNIFIED COARSE THREAD) THREAD

HANDGEWINDEBOHRER UNC GEWINDE



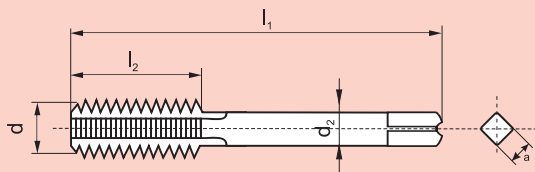
Series	Material							NR11	NR12	NR13	NR14
	Type							HSS	HSS	HSS	HSS
	Finish							1st ground	2nd ground	finishing ground	set (3pcs) ground
	d		P	l ₁	l ₂ max	d ₂	a	price EUR			
inch	mm	inch	mm	mm	mm	mm	each	each	each	set	
N0001	No 1	1,854	64	36	8	2,8	2,1	3.95	3.95	4.74	12.64
N0002	2	2,184	56	36	9	2,8	2,1	3.95	3.95	4.74	12.64
N0003	3	2,515	48	40	9	2,8	2,1	3.34	3.34	4.01	10.69
N0004	4	2,845	40	40	11	3,5	2,7	3.04	3.04	3.65	9.73
N0005	5	3,175	40	40	11	3,5	2,7	3.04	3.04	3.65	9.73
N0006	6	3,505	32	45	13	4,0	3,0	3.04	3.04	3.65	9.73
N0008	8	4,166	32	45	13	4,5	3,4	3.04	3.04	3.65	9.73
N0010	10	4,826	24	50	16	6,0	4,9	3.34	3.34	4.01	10.69
N0012	12	5,486	24	50	19	6,0	4,9	3.34	3.34	4.01	10.69
I0016	1/4	6,350	20	50	19	6,0	4,9	3.34	3.34	4.01	10.69
I0020	5/16	7,938	18	56	22	6,0	4,9	3.65	3.65	4.38	11.68
I0024	3/8	9,525	16	70	24	7,0	5,5	4.26	4.26	5.11	13.63
I0028	7/16	11,113	14	70	24	8,0	6,2	4.86	4.86	5.83	15.55
I0032	1/2	12,700	13	75	29	9,0	7,0	5.78	5.78	6.94	18.50
I0036	9/16	14,288	12	80	30	11,0	9,0	7.90	7.90	9.48	25.28
I0040	5/8	15,875	11	80	32	12,0	9,0	7.90	7.90	9.48	25.28
I0048	3/4	19,050	10	95	40	14,0	11,0	10.64	10.64	12.77	34.05
I0056	7/8	22,225	9	100	40	18,0	14,5	13.68	13.68	16.42	43.78
I1000	1"	25,400	8	110	50	18,0	14,5	17.63	17.63	21.16	56.42
I1008	1 1/8	28,575	7	125	56	22,0	18,0	24.32	24.32	29.18	77.82
I1016	1 1/4	31,750	7	125	56	25,0	20,0	34.96	34.96	41.95	111.87
I1024	1 3/8	34,925	6	150	63	28,0	22,0	51.68	51.68	62.02	165.38
I1032	1 1/2	38,100	6	150	63	32,0	24,0	57.76	57.76	63.91	184.83
I1048	1 3/4	44,450	5	160	70	36,0	29,0	68.40	68.40	82.08	218.88
I2000	2"	50,800	4 1/2	180	75	40,0	32,0	91.20	91.20	109.44	291.84

DIN 351

RUČNI UREZNICI, TROSTEPENI, W NAVOJ

HAND TAPS WHITWORTH THREAD

HANDGEWINDEBOHRER WHITWORTH GEWINDE



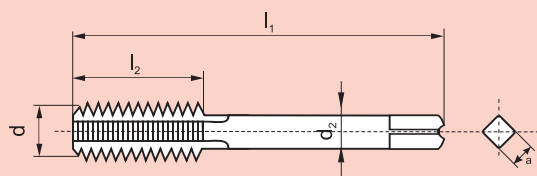
Series	Material							NR16	NR17	NR18	NR19
	Type							HSS	HSS	HSS	HSS
	Finish							1st	2nd	finishing	set (3pcs)
								ground	ground	ground	ground
d		P	l ₁	l ₂ max	d ₂	a	price EUR				
inch	mm	inch	mm	mm	mm	mm	each	each	each	set	
W0004	W1/16"	1,587	60	32	8	2,5	2,1	4.15	4.15	4.98	13.28
W0006	3/32	2,381	48	36	9	2,8	2,1	4.15	4.15	4.98	13.28
W0008	1/8	3,175	40	40	11	3,5	2,7	3.51	3.51	4.21	11.23
W0010	5/32	3,968	32	45	13	4,5	3,4	3.19	3.19	3.83	10.21
W0012	3/16	4,762	24	50	16	6,0	4,9	3.19	3.19	3.83	10.21
W0014	7/32	5,556	24	50	19	6,0	4,9	3.51	3.51	4.21	11.23
W0016	1/4	6,350	20	50	19	6,0	4,9	3.51	3.51	4.21	11.23
W0020	5/16	7,938	18	56	22	6,0	4,9	3.83	3.83	4.60	12.26
W0024	3/8	9,525	16	70	24	7,0	5,5	4.47	4.47	5.36	14.30
W0028	7/16	11,113	14	70	24	8,0	6,2	5.11	5.11	6.13	16.35
W0032	1/2	12,700	12	80	30	11,0	9,0	6.07	6.07	7.28	19.42
W0036	9/16	14,288	12	80	30	11,0	9,0	8.30	8.30	9.96	26.56
W0040	5/8	15,875	11	80	32	14,0	11,0	8.30	8.30	9.96	26.56
W0048	3/4	19,050	10	95	40	18,0	14,5	11.17	11.17	13.40	35.74
W0056	7/8	22,225	9	100	40	18,0	14,5	14.36	14.36	17.23	45.95
W1000	1"	25,400	8	110	50	20,0	16,0	18.51	18.51	22.21	59.23
W1008	1 1/8	28,575	7	125	56	22,0	18,0	25.54	25.54	30.65	81.73
W1016	1 1/4	31,750	7	125	56	25,0	20,0	36.71	36.71	44.05	117.47
W1024	1 3/8	34,925	6	150	63	28,0	22,0	54.26	54.26	65.11	173.63
W1032	1 1/2	38,100	6	150	63	32,0	24,0	60.65	60.65	72.78	194.08
W1040	1 5/8	41,275	5	150	63	32,0	24,0	66.38	66.38	79.66	212.42
W1048	1 3/4	44,450	5	160	70	36,0	29,0	71.82	71.82	86.18	229.82
W1056	1 7/8	47,625	4 1/2	180	75	36,0	29,0	86.42	86.42	103.70	276.54
W2000	2"	50,800	4 1/2	180	75	40,0	32,0	95.76	95.76	114.91	306.43

DIN 2181

RUČNI UREZNICI, DVOSTEPENI, Mf NAVOJ

HAND TAPS ISO METRIC FINE COARSE THREAD

HANDGEWINDEBOHRER ISO METRISCH FEINGEWINDE



Series							NR21	NR23	NR24
	Material						HSS	HSS	HSS
Type						1st	finishing	set (2pcs)	
Finish						ground	ground	ground	
	d	P	l ₁	l ₂ max	d ₂	a	price EUR		
	mm	mm	mm	mm	mm	mm	each	each	set
020025	M 2	0,25	36	8	2,8	2,1	4.93	5.42	10.35
022025	2,2	0,25	36	9	2,8	2,1	4.80	5.28	10.08
025035	2,5	0,35	40	9	2,8	2,1	4.71	5.18	9.89
030035	3	0,35	40	9	3,5	2,7	4.71	5.18	9.89
035035	3,5	0,35	45	10	4,0	3,0	3.92	4.31	8.23
040035	4	0,35	45	10	4,5	3,4	5.02	5.52	10.54
040050	4	0,5	45	10	4,5	3,4	3.86	4.25	8.11
050035	5	0,35	50	12	6,0	4,9	5.41	5.95	11.36
050050	5	0,5	50	12	6,0	4,9	4.13	4.54	8.67
060050	6	0,5	50	14	6,0	4,9	4.41	4.85	9.26
060075	6	0,75	50	14	6,0	4,9	4.32	4.75	9.07
070075	7	0,75	50	14	6,0	4,9	4.96	5.46	10.42
080075	8	0,75	50	19	6,0	4,9	5.08	5.59	10.67
080100	8	1,0	56	22	6,0	4,9	4.32	4.75	9.07
090100	9	1,0	63	22	7,0	5,5	6.57	7.23	13.80
100050	10	0,5	63	20	7,0	5,5	7.93	8.72	16.65
100075	10	0,75	63	20	7,0	5,5	6.75	7.43	14.18
100100	10	1,0	63	20	7,0	5,5	4.61	5.07	9.68
100125	10	1,25	70	24	7,0	5,5	5.72	6.29	12.01
120100	12	1,0	70	22	9,0	7,0	5.41	5.95	11.36
120125	12	1,25	70	22	9,0	7,0	6.87	7.56	14.43
120150	12	1,5	70	22	9,0	7,0	5.23	5.75	10.98
130100	13	1,0	70	22	11,0	9,0	9.82	10.80	20.62
140100	14	1,0	70	22	11,0	9,0	7.75	8.53	16.28
140125	14	1,25	70	22	11,0	9,0	7.54	8.29	15.83
140150	14	1,5	70	22	11,0	9,0	6.54	7.19	13.73
150100	15	1,0	70	22	12,0	9,0	8.97	9.87	18.84
150150	15	1,5	70	22	12,0	9,0	7.90	8.69	16.59
160100	16	1,0	70	22	12,0	9,0	8.51	9.36	17.87

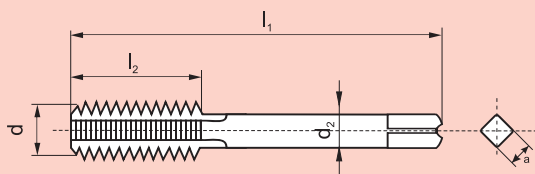
Series							NR21	NR23	NR24
	Material						HSS	HSS	HSS
	Type						1st	finishing	set (2pcs)
	Finish						ground	ground	ground
	d	P	l ₁	l ₂ max	d ₂	a	price EUR		
	mm	mm	mm	mm	mm	mm	each	each	set
160150	16	1,5	70	22	12.0	9.0	6.99	7.69	14.68
180100	18	1,0	80	22	14.0	11.0	11.25	12.38	23.63
180150	18	1,5	80	22	14.0	11.0	9.12	10.03	19.15
180200	18	2,0	80	22	14.0	11.0	11.55	12.71	24.26
200100	20	1,0	80	22	16.0	12.0	12.46	13.71	26.17
200150	20	1,5	80	22	16.0	12.0	10.03	11.03	21.06
200200	20	2,0	80	22	16.0	12.0	12.46	13.71	26.17
220100	22	1,0	80	22	18.0	14.5	14.59	16.05	30.64
220150	22	1,5	80	22	18.0	14.5	12.77	14.05	26.82
220200	22	2,0	80	22	18.0	14.5	14.59	16.05	30.64
240100	24	1,0	90	22	18.0	14.5	17.33	19.06	36.39
240150	24	1,5	90	22	18.0	14.5	14.59	16.05	30.64
240200	24	2,0	90	22	18.0	14.5	15.20	16.72	31.92
260100	26	1,0	90	22	18.0	14.5	21.28	23.41	44.69
260150	26	1,5	90	22	18.0	14.5	19.15	21.07	40.22
280100	28	1,0	90	22	20.0	16.0	29.18	32.10	61.28
280150	28	1,5	90	22	20.0	16.0	20.06	22.07	42.13
280200	28	2,0	90	22	20.0	16.0	25.54	28.09	53.63
300100	30	1,0	90	22	22.0	18.0	26.14	28.75	54.89
300150	30	1,5	90	22	22.0	18.0	23.10	25.41	48.51
300200	30	2,0	90	22	22.0	18.0	25.54	28.09	53.63
320150	32	1,5	90	22	22.0	18.0	26.14	28.75	54.89
330150	33	1,5	100	25	25.0	20.0	29.17	32.09	61.26
330200	33	2,0	100	25	25.0	20.0	33.43	36.77	70.20
340150	34	1,5	100	25	28.0	22.0	30.39	33.43	63.82
350150	35	1,5	100	25	28.0	22.0	33.43	36.77	70.20
360150	36	1,5	100	25	28.0	22.0	34.95	38.45	73.40
360200	36	2,0	125	40	28.0	22.0	38.00	41,80	79.80
360300	36	3,0	125	40	28.0	22.0	39.50	43.45	82.95
380150	38	1,5	100	25	28.0	22.0	38.00	41.80	79.80
390200	39	2,0	125	40	32.0	24.0	49.55	54.51	104.06
390300	39	3,0	125	40	32.0	24.0	54.00	59.40	113.40
400150	40	1,5	110	25	32.0	24.0	44.37	48.81	93.18
400200	40	2,0	125	40	32.0	24.0	48.62	53.48	102.10
420150	42	1,5	110	25	32.0	24.0	51.36	56.50	107.86
420200	42	2,0	125	40	32.0	24.0	48.62	53.48	102.10
420300	42	3,0	125	40	32.0	24.0	54.72	60.19	114.91
450150	45	1,5	110	25	36.0	29.0	56.52	62.17	118.69
450200	45	2,0	125	40	36.0	29.0	60.19	66.21	126.40
450300	45	3,0	125	40	36.0	29.0	60.78	66.86	127.64
480150	48	1,5	140	40	36.0	29.0	62.60	68.86	131.46
480200	48	2,0	140	40	36.0	29.0	67.47	74.22	141.69
480300	48	3,0	140	40	36.0	29.0	69.90	76.89	146.79
500150	50	1,5	140	40	36.0	29.0	68.38	75.22	143.60
500200	50	2,0	140	40	36.0	29.0	72.96	80.26	153.22
500300	50	3,0	140	40	36.0	29.0	81.14	89.25	170.39
520150	52	1,5	140	40	40.0	32.0	72.94	80.23	153.17
520200	52	2,0	140	40	40.0	32.0	74.78	82.26	157.04
520300	52	3,0	140	40	40.0	32.0	80.96	89.06	170.02

DIN 2181

RUČNI UREZNICI, DVOSTEPENI, UNF NAVOJ

HAND TAPS UNF (UNIFIED FINE) THREAD

HANDGEWINDEBOHRER UNF GEWINDE



Series								NR27	NR28	NR29
	Material							HSS	HSS	HSS
Type							1st	finishing	set (2pcs)	
Finish							ground	ground	ground	
							price EUR			
d		P	l ₁	l ₂ max	d ₂	a	each	each	set	
inch	mm	inch	mm	mm	mm	mm				
N00264	No 2	2,184	64	36	8	2,8	2,1	5.17	5.30	10.47
N00356	3	2,515	56	40	9	2,8	2,1	4.52	4.97	9.49
N00448	4	2,845	48	40	9	3,5	2,7	4.36	4.80	9.16
N00544	5	3,175	44	45	10	4,0	3,0	4.20	4.62	8.82
N00640	6	3,505	40	45	10	4,5	3,4	4.10	4.51	8.61
N00836	8	4,166	36	50	12	6,0	4,9	3.97	4.37	8.34
N01032	10	4,826	32	50	12	6,0	4,9	4.20	4.62	8.82
N01228	12	5,486	28	50	12	6,0	4,9	4.52	4.97	9.49
I01620	1/4	6,350	20	50	14	6,0	4,9	4.36	4.80	9.16
I02024	5/16	7,935	24	56	22	6,0	4,9	4.85	5.34	10.19
I02424	3/8	9,525	24	63	20	7,0	5,5	5.17	5.69	10.86
I02820	7/16	11,113	20	63	20	8,0	6,2	6.46	7.11	13.57
I03220	1/2	12,700	20	70	22	9,0	7,0	7.11	7.82	14.93
I03618	9/16	14,288	18	70	22	11,0	9,0	10.01	11.01	21.02
I04018	5/8	15,875	18	70	22	12,0	9,0	10.01	11.01	21.02
I04816	3/4	19,050	16	80	22	16,0	12,0	13.24	14.56	27.80
I05614	7/8	22,225	14	80	22	18,0	14,5	16.47	18.12	34.59
I10012	1"	25,400	12	90	22	18,0	14,5	22.23	24.45	46.68
I10812	1 1/8	28,575	12	90	22	22,0	18,0	30.40	33.44	63.84
I11612	1 1/4	31,750	12	90	22	22,0	18,0	43.70	48.07	91.77
I13212	1 1/2	38,100	12	125	40	32,0	24,0	72.20	74.92	151.62

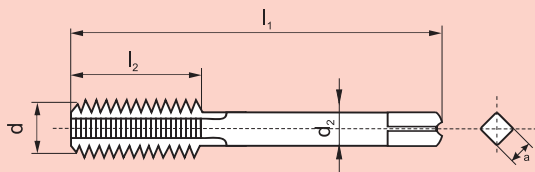
DIN 5157

(DIN 353)

RUČNI UREZNICI, DVOSTEPENI, G-CIJEVNI NAVOJ BSP

HAND TAPS PIPE THREAD BSP (BRITISH STANDARD PIPE THREAD)

HANDGEWINDEBOHRER ROHRGEWINDE BSP



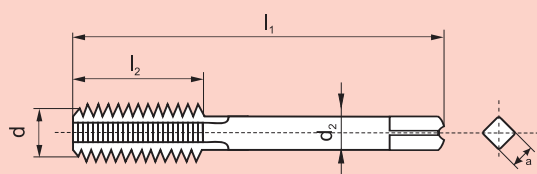
Series								NR31	NR33	NR34
	Material							HSS	HSS	HSS
Type							1st	finishing	set (2pcs)	
Finish							ground	ground	ground	
							price EUR			
d		P	l ₁	l ₂ max	d ₂	a	each	each	set	
inch	mm	inch	mm	mm	mm	mm				
G0008	G 1/8	9,728	28	63	20	7,0	5,5	5.70	6.27	11.97
G0016	1/4	13,157	19	70	22	11,0	9,0	7.41	8.15	15.56
G0024	3/8	16,662	19	70	22	12,0	9,0	8.84	9.72	18.56
G0032	1/2	20,955	14	80	22	16,0	12,0	12.83	14.11	26.94
G0040	5/8	22,911	14	80	22	18,0	14,5	15.39	16.93	32.32
G0048	3/4	26,441	14	90	22	20,0	16,0	18.81	20.69	39.50
G0056	7/8	30,201	14	90	22	22,0	18,0	24.51	26.96	51.47
G1000	1"	33,249	11	100	25	25,0	20,0	29.93	32.92	62.85
G1008	1 1/8	37,897	11	125	40	28,0	22,0	45.32	49.85	95.17
G1016	1 1/4	41,910	11	125	40	32,0	24,0	49.02	53.92	102.94
G1024	1 3/8	44,323	11	125	40	36,0	29,0	60.99	67.09	128.08
G1032	1 1/2	47,803	11	140	40	36,0	29,0	62.42	68.66	131.08
G1048	1 3/4	53,746	11	140	40	40,0	32,0	82.65	90.92	173.57
G2000	2"	59,614	11	160	40	45,0	35,0	92.63	101.89	194.52
G2016	2 1/4	65,710	11	160	40	50,0	39,0	125.40	137.94	263.34
G2032	2 1/2	75,184	11	160	40	50,0	39,0	149.63	164.59	314.22
G2048	2 3/4	81,534	11	160	40	50,0	39,0	206.63	277.29	433.92
G3000	3"	87,884	11	160	40	50,0	39,0	213.75	235.13	448.88
G3032	3 1/2	100,330	11	180	45	56,0	44,0	283.58	311.94	595.52
G4000	4"	113,030	11	180	45	56,0	44,0	333.45	366.80	700.25

DIN 40432

RUČNI UREZNICI, DVOSTEPENI, Pg NAVOJ

HAND TAPS Pg THREAD


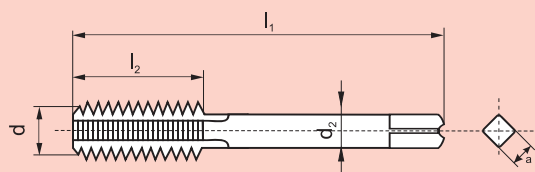
HANDGEWINDEBOHRER Pg GEWINDE



Series									NR41	NR42	NR44
	Material								HSS	HSS	HSS
Type								1st.	finishing	set (2pcs)	
Finish								ground	ground	ground	
								price EUR			
d		P	l ₁	l ₂ max	d ₂	a					
inch	mm	inch	mm	mm	mm	mm	each	each	set		
PG070	Pg 7	12.5	20	70	20	9	7	11.04	11.04	22.08	
PG090	9	15.2	18	70	20	12	9	14.40	14.40	28.80	
PG110	11	18.6	18	80	22	14	11	20.40	20.40	40.80	
PG135	13.5	20.4	18	80	22	16	12	22.08	22.08	44.16	
PG160	16	22.5	18	80	22	18	14.5	25.20	25.20	50.40	
PG210	21	28.3	16	90	22	22	18	39.60	39.60	79.20	
PG290	29	37.0	16	100	25	28	22	62.16	62.16	124.32	
PG360	36	47.0	16	140	40	36	29	95.52	95.52	191.04	
PG420	42	54.0	16	140	40	40	32	139.20	139.20	278.40	
PG480	48	59.3	16	140	50	45	35	158.40	158.40	316.80	

RUČNI UREZNICI, DVOSTEPENI, UN NAVOJ

HAND TAPS UN THREAD

HANDGEWINDEBOHRER UN GEWINDE
HANDGEWINDEBOHRER

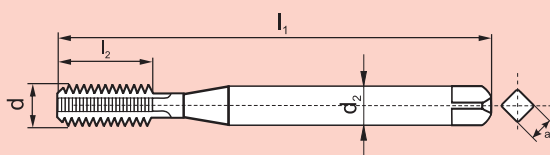
Series								NR45	NR46	NR48
	Material							HSS	HSS	HSS
Type							1st.	finishing	set (2pcs)	
Finish							ground	ground	ground	
							price EUR			
d		P	l ₁	l ₂ max	d ₂	a				
inch	mm	inch	mm	mm	mm	mm	each	each	set	
UN1008	1 1/8	28.575	8	138	65	22.75	17.06	40.80	40.80	81.60
UN1016	1 1/4	31.750	8	146	65	25.93	19.45	58.66	58.66	117.32
UN1024	1 3/8	34.925	8	154	76	28.14	21.10	86.70	86.70	173.40
UN1032	1 1/2	38.100	8	162	76	31.31	23.49	96.90	96.90	193.80
UN1040	1 5/8	41.275	8	170	80	33.15	24.87	112.20	112.20	224.40
UN1048	1 3/4	44.450	8	178	81	36.32	27.22	114.76	114.76	229.52
UN1056	1 7/8	47.625	8	186	90	38.55	28.93	148.20	148.20	296.40
UN2000	2"	50.800	8	194	90	41.75	31.31	153.00	153.00	306.00

DIN 371

MAŠINSKI UREZNICI SA OJAČANOM
DRŠKOM - M NAVOJ

MACHINE TAPS WITH REINFORCED SHANK,
ISO METRIC COARSE THREAD

MASCHINENGEWINDEBOHRER MIT
VERSTÄRKTEM SCHAFT, ISO METRISCH
REGELGEWINDE



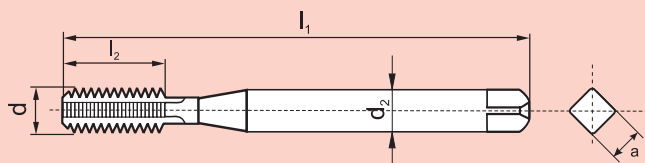
Series							NM01	NM02	NM03	NM04	NM05	NM06	NM07	NM08
	Material						HSS	HSS	HSS	Co 5%	Co 5%	Co 5%	HSS	HSS
	Type						A	B	C	A	B	C	interrupted	rolling
	Finish						ground	ground	ground	ground	ground	ground	ground	ground
	d	P	l ₁	l ₂ max	d ₂	a	price EUR							
	mm	mm	mm	mm	mm	mm	each	each	each	each	each	each	each	each
M0160	M 1,6	0,35	40	8	2,5	2,1	7.82	8.76	7.82	10.17	11.39	10.17	13.14	
M0170	1,7	0,35	40	8	2,5	2,1	7.82	8.76	7.82	10.17	11.39	10.17	13.14	
M0180	1,8	0,35	40	8	2,5	2,1	6.80	7.62	6.80	8.84	9.90	8.84	11.42	
M0200	2	0,4	45	8	2,8	2,1	6.12	6.85	6.12	7.96	8.91	7.96	10.28	
M0220	2,2	0,45	45	9	2,8	2,1	6.80	7.62	6.80	8.84	9.90	8.84	11.42	
M0230	2,3	0,4	45	9	2,8	2,1	6.80	7.62	6.80	8.84	9.90	8.84	11.42	
M0250	2,5	0,45	50	9	2,8	2,1	6.12	6.85	6.12	7.96	8.91	7.96	10.28	
M0260	2,6	0,45	50	9	2,8	2,1	6.12	6.85	6.12	7.96	8.91	7.96	10.28	
M0300	3	0,5	56	11	3,5	2,7	4.76	5.33	4.76	6.19	6.93	6.19	8.00	7.14
M0350	3,5	0,6	56	13	4,0	3,0	5.10	5.71	5.10	6.63	7.42	6.63	8.57	
M0400	4	0,7	63	13	4,5	3,4	4.76	5.33	4.76	6.19	6.93	6.19	8.00	7.14
M0500	5	0,8	70	16	6,0	4,9	4.76	5.33	4.76	6.19	6.93	6.19	8.00	7.14
M0600	6	1	80	19	6,0	4,9	5.10	5.71	5.10	6.63	7.43	6.63	8.57	7.82
M0700	7	1	80	19	7,0	5,5	5.78	6.47	5.78	7.51	8.41	7.51	9.71	
M0800	8	1,25	90	22	8,0	6,2	5.78	6.47	5.78	7.51	8.41	7.51	9.71	8.84
M0900	9	1,25	90	22	9,0	7,0	6.80	7.62	6.80	8.84	9.90	8.84	11.42	
M1000	10	1,5	100	24	10,0	8,0	6.80	7.62	6.80	8.84	9.90	8.84	11.42	
M1200	12	1.75	110	28	12.0	9.0	9.60	10.75	9.60	12.48	13.98	12.48	16.13	

DIN 371

MAŠINSKI UREZNICI SA OJAČANOM DRŠKOM
I SPIRALNIM ŽLIJEBOM, M NAVOJ

MACHINE TAPS WITH REINFORCED SHANK,
ISO METRIC COARSE THREAD-SPIRAL FLUTE

MASCHINENGEWINDEBOHRER MIT VERSTÄRKTEM SCHAFT,
ISO METRISCH REGELGEWINDE-SPIRALNUTEN



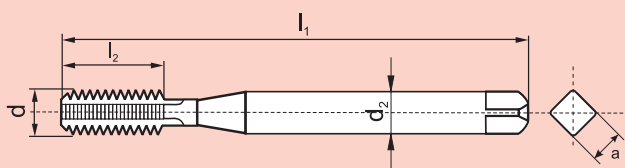
Series								NM11	NM12	NM15	NM16
	Material							HSS	HSS	Co 5%	Co 5%
Type							sp.fl. 15°	sp.fl. 35°	sp.fl. 15°	sp.fl. 35°	
Finish							ground	ground	ground	ground	
							price EUR				
	d	P	l ₁	15° l ₂ max	35° l ₂ max	d ₂	a	each	each	each	each
	mm	mm	mm	mm	mm	mm	mm				
M0020	M 2	0,4	45	8	4	2,8	2,1	8.08	8.50	10.50	11.05
M0022	2,2	0,45	45	9	5	2,8	2,1	8.72	9.18	11.34	11.93
M0023	2,3	0,4	45	9	4	2,8	2,1	8.72	9.18	11.34	11.93
M0025	2,5	0,45	50	9	5	2,8	2,1	8.08	8.50	10.50	11.05
M0026	2,6	0,45	50	9	5	2,8	2,1	8.08	8.50	10.50	11.05
M0030	3	0,5	56	11	5	3,5	2,7	6.46	6.80	8.40	8.84
M0040	4	0,7	63	13	7	4,5	3,4	6.46	6.80	8.40	8.84
M0050	5	0,8	70	16	8	6,0	4,9	6.46	6.80	8.40	8.84
M0060	6	1	80	19	10	6,0	4,9	6.78	7.14	8.82	9.28
M0080	8	1,25	90	22	12.5	8,0	6,2	7.43	7.82	9.66	10.17
M0100	10	1,5	100	24	15	10,0	8,0	8.72	9.18	11.34	11.93
M0120	12	1.75	110	28	17.5	12.0	9.0	11.80	12.42	15.34	16.15

DIN 371

MAŠINSKI UREZNICI SA OJAČANOM DRŠKOM
UNC NAVOJ

MACHINE TAPS WITH REINFORCED SHANK,
UNC THREAD

MASCHINENGWINDEBOHRER MIT
VERSTARKTEM SCHAFT, UNC GEWINDE



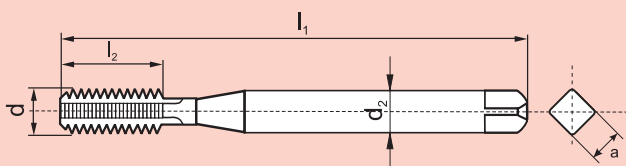
Series								NM41	NM42	NM43	NM44	NM45	NM46
	Material							HSS	HSS	HSS	Co 5%	Co 5%	Co 5%
	Type							A	B	C	A	B	C
	Finish							ground	ground	ground	ground	ground	ground
d		P	l ₁	l ₂ max	d ₂	a	price EUR						
inch	mm	inch	mm	mm	mm	mm	each	each	each	each	each	each	
N0001	N°1	1,854	64	45	8	2,8	2,1	7.48	8.98	7.48	10.47	12.57	10.47
N0002	2	2,184	56	45	9	2,8	2,1	6.80	8.16	6.80	9.52	11.42	9.52
N0003	3	2,515	48	50	9	2,8	2,1	6.12	7.34	6.12	8.57	10.28	8.57
N0004	4	2,845	40	56	11	3,5	2,7	5.44	6.53	5.44	7.62	9.14	7.62
N0005	5	3,175	40	56	11	3,5	2,7	5.44	6.53	5.44	7.62	9.14	7.62
N0006	6	3,505	32	56	13	4,0	3	5.10	6.12	5.10	7.14	8.57	7.14
N0008	8	4,166	32	63	13	4,5	3.4	5.10	6.12	5.10	7.14	8.57	7.14
N0010	10	4,826	24	70	16	6,0	4,9	5.44	6.53	5.44	7.62	9.14	7.62
N0012	12	5,486	24	80	19	6,0	4,9	6.12	7.34	6.12	8.57	10.28	8.57
I0016	1/4	6,350	20	80	19	6,0	4,9	6.12	7.34	6.12	8.57	10.28	8.57
I0020	5/16	7,938	18	90	22	8,0	6.2	6.80	8.16	6.80	9.52	11.42	9.52
I0024	3/8	9,525	16	100	24	10,0	8,0	7.48	8.98	7.48	10.47	12.57	10.47

DIN 371

MAŠINSKI UREZNICI SA OJAČANOM DRŠKOM
UNF NAVOJ

MACHINE TAPS WITH REINFORCED SHANK,
UNF THREAD

MASCHINENGEWINDEBOHRER MIT
VERSTÄRKTEM SCHAFT, UNF GEWINDE



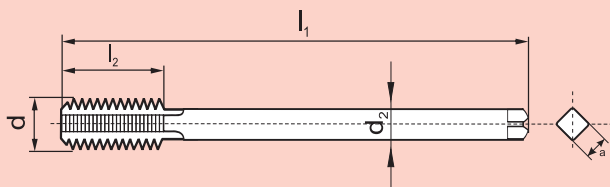
Series								NM71	NM72	NM73	NM74	NM75	NM76
	Material							HSS	HSS	HSS	Co 5%	Co 5%	Co 5%
	Type							A	B	C	A	B	C
	Finish							ground	ground	ground	ground	ground	ground
	d		P	l ₁	l ₂ max	d ₂	a	price EUR					
	inch	mm	inch	mm	mm	mm	mm	each	each	each	each	each	each
N00264	N ⁰ 2	2,184	64	45	9	2,8	2,1	7.48	8.98	7.48	10.47	12.57	10.47
N00356	3	2,515	56	50	9	2,8	2,1	6.80	8.16	6.80	9.52	11.42	9.52
N00448	4	2,845	48	56	11	3,5	2,7	6.46	7.75	6.46	9.04	10.85	9.04
N00544	5	3,175	44	56	11	3,5	2,7	6.12	7.34	6.12	8.57	10.28	8.57
N00640	6	3,505	40	56	13	4,0	3,0	5.44	6.53	5.44	7.62	9.14	7.62
N00836	8	4,166	36	63	13	4,5	3,4	5.44	6.53	5.44	7.62	9.14	7.62
N01032	10	4,826	32	70	16	6,0	4,9	6.46	7.75	6.46	9.04	10.85	9.04
N01228	12	5,486	28	80	19	6,0	4,9	7.48	8.98	7.48	10.47	12.57	10.47
I01628	1/4	6,350	28	80	19	7,0	5,5	6.80	8.16	6.80	9.52	11.42	9.52
I02024	5/16	7,938	24	90	22	8,0	6,2	7.48	8.98	7.48	10.47	12.57	10.47
I02424	3/8	9,525	24	100	24	10,0	8,0	7.82	9.38	7.82	10.95	13.14	10.95

DIN 376

MAŠINSKI UREZNICI
M NAVOJ

MACHINE TAPS WITH REDUCED SHANK,
ISO METRIC COARSE THREAD

MASCHINENGWINDEBOHRER MIT
ÜBERLAUFSCHAFT, ISO METRISCH
REGELGEWINDE



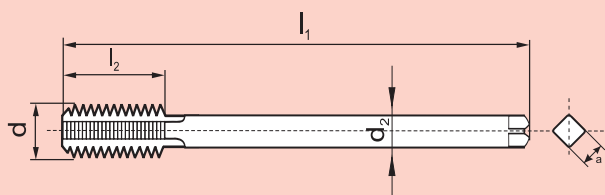
Series							NM21	NM22	NM23	NM24	NM25	NM26	NM27
	Material						HSS	HSS	HSS	Co 5%	Co 5%	Co 5%	HSS
Type							A	B	C	A	B	C	interrupted
Finish							ground	ground	ground	ground	ground	ground	ground
						price EUR							
						each	each	each	each	each	each	each	each
d	P	l ₁	l ₂ max	d ₂	a								
mm	mm	mm	mm	mm	mm								
M0030	M 3	0,5	56	11	2,2	5.41	6.06	5.41	7.03	7.88	7.03	8.12	
M0040	4	0,7	63	13	2,8	5.51	6.17	5.51	7.16	8.02	7.16	8.27	
M0050	5	0,8	70	16	3,5	5.70	6.38	5.70	7.41	8.30	7.41	8.55	
M0060	6	1	80	19	4,5	5.75	6.44	5.75	7.48	8.37	7.48	8.63	
M0070	7	1	80	19	5,5	6.21	6.96	6.21	8.07	9.04	8.07	9.32	
M0080	8	1,25	90	22	6,0	6.21	6.96	6.21	8.07	9.04	8.07	9.32	
M0090	9	1,25	90	22	7,0	8.50	9.52	8.50	11.05	12.38	11.05	12.75	
M0100	10	1,5	100	24	7,0	7.24	8.11	7.24	9.41	10.54	9.41	10.86	
M0110	11	1,5	100	24	8,0	10.20	11.42	10.20	13.26	14.85	13.26	15.30	
M0120	12	1,75	110	29	9,0	8.70	9.74	8.70	11.31	12.67	11.31	13.05	
M0140	14	2	110	30	11,0	10.85	12.15	10.85	14.11	15.80	14.11	16.28	
M0160	16	2	110	32	12,0	12.75	14.28	12.75	16.58	18.56	16.58	19.13	
M0180	18	2,5	125	34	14,0	14.43	16.16	14.43	18.76	21.01	18.76	21.65	
M0200	20	2,5	140	34	16,0	18.28	20.47	18.28	23.76	26.62	23.76	27.42	
M0220	22	2,5	140	34	18,0	22.10	24.75	22.10	28.73	32.18	28.73	33.15	
M0240	24	3	160	38	18,0	24.82	27.80	24.82	32.27	36.14	32.27	37.23	
M0270	27	3	160	38	20,0	31.96	35.80	31.96	41.55	46.53	41.55	47.94	
M0300	30	3,5	180	45	22,0	39.10	43.79	39.10	50.83	56.93	50.83	58.65	
M0330	33	3,5	180	50	25,0	50.32	56.36	50.32	65.42	73.27	65.42	75.48	
M0360	36	4	200	56	28,0	56.10	62.83	56.10	72.93	81.68	72.93	84.15	
M0390	39	4	200	60	32,0	72.76	81.49	72.76	94.59	105.94	94.59	109.14	
M0420	42	4,5	200	60	32,0	81.26	91.01	81.26	105.64	118.31	105.64	121.89	
M0450	45	4,5	220	65	36,0	93.50	104.72	93.50	121.55	136.14	121.55	140.25	
M0480	48	5	250	70	36,0	112.20	125.66	112.20	145.86	163.36	145.86	168.30	
M0520	52	5	250	70	40,0	132.60	148.51	132.60	172.38	193.07	172.38	198.90	

DIN 376

MAŠINSKI UREZNICI
SA SPIRALNIM ŽLIJEBOM, M NAVOJ

MACHINE TAPS WITH REDUCED SHANK,
ISO METRIC COARSE THREAD-SPIRAL FLUTE

MASCHINENGWINDEBOHRER MIT ÜBERLAUFSCHAFT,
ISO METRISCH REGELGEWINDE-SPIRALNUTEN



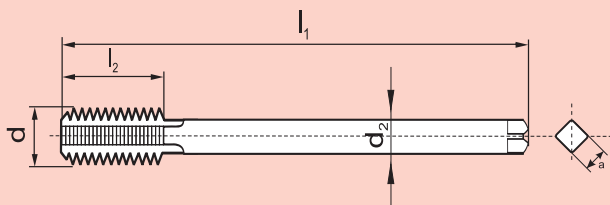
Series								NM31	NM32	NM35	NM36
	Material							HSS	HSS	Co 5%	Co 5%
	Type							sp.fl. 15°	sp.fl. 35°	sp.fl. 15°	sp.fl. 35°
Finish							ground	ground	ground	ground	
							price EUR				
	d	P	l ₁	15° l ₂ max	35° l ₂ max	d ₂	a	each	each	each	each
	mm	mm	mm	mm	mm	mm	mm				
M 0030	M 3	0,5	56	11	5	2,2		6.78	7.14	8.82	9.28
M0040	4	0,7	63	13	7	2,8	2,1	7.11	7.48	9.24	9.72
M0050	5	0,8	70	16	8	3,5	2,7	7.11	7.48	9.24	9.72
M0060	6	1	80	19	10	4,5	3,4	7.43	7.82	9.66	10.17
M0080	8	1,25	90	22	13	6,0	4,9	7.75	8.16	10.08	10.61
M0100	10	1,5	100	24	15	7,0	5,5	9.69	10.20	12.60	13.26
M0120	12	1,75	110	29	17,5	9,0	7,0	11.31	11.90	14.70	15.47
M0140	14	2	110	30	20	11,0	9,0	13.57	14.28	17.64	18.56
M0160	16	2	110	32	20	12,0	9,0	15.83	16.66	20.58	21.66
M0180	18	2,5	125	34	25	14,0	11,0	21.00	22.10	27.30	28.73
M0200	20	2,5	140	34	25	16,0	12,0	22.31	23.48	29.00	30.52
M0220	22	2,5	140	34	25	18,0	14,5	27.13	28.56	35.27	37.13
M0240	24	3	160	38	30	18,0	14,5	29.07	30.60	37.79	39.78
M0270	27	3	160	38	30	20,0	16,0	39.08	41.14	50.80	53.48
M0300	30	3,5	180	45	35	22,0	18,0	47.80	50.32	62.15	65.42
M0330	33	3,5	180	50	35	25,0	20,0	57.82	60.86	75.16	79.12
M0360	36	4	200	56	40	28,0	22,0	68.15	71.74	88.60	93.26
M0390	39	4	200	60	40	32,0	24,0	89.15	93.84	115.89	121.99
M0420	42	4,5	200	60	45	32,0	24,0	101.42	106.76	131.85	138.79
M0450	45	4,5	220	65	45	36,0	29,0	113.37	119.34	147.38	155.14
M0480	48	5	250	70	50	36,0	29,0	128.55	135.32	167.12	175.92
M0520	52	5	250	70	50	40,0	32,0	152.46	160.48	198.19	208.62

DIN 376

MAŠINSKI UREZNICI
UNC NAVOJ

MACHINE TAPS WITH REDUCED SHANK,
UNC THREAD

MASCHINENGWINDEBOHRER MIT ÜBERLAUFSCHAFT,
UNC GEWINDE



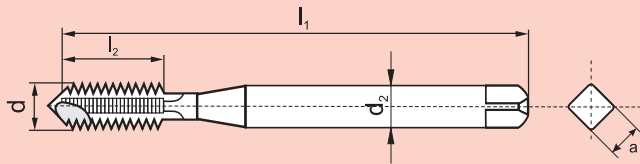
Series								NM51	NM52	NM53	NM54	NM55	NM56
	Material							HSS	HSS	HSS	Co 5%	Co 5%	Co 5%
	Type							A	B	C	A	B	C
Finish							ground	ground	ground	ground	ground	ground	ground
d		P	l ₁	l ₂ max	d ₂	a	price EUR						
inch	mm	inch	mm	mm	mm	mm	each	each	each	each	each	each	
I0016	1/4	6,350	20	80	19	4,5	3,4	6.12	7.34	6.12	8.57	10.28	8.57
I0020	5/16	7,938	18	90	22	6,0	4,9	6.80	8.16	6.80	9.52	11.42	9.52
I0024	3/8	9,525	16	100	24	7,0	5,5	7.48	8.98	7.48	10.47	12.57	10.47
I0028	7/16	11,113	14	100	24	8,0	6,2	9.52	11.42	9.52	13.33	15.99	13.33
I0032	1/2	12,700	13	110	29	9,0	7,0	9.52	11.42	9.52	13.33	15.99	13.33
I0036	9/16	14,288	12	110	30	11,0	9,0	13.94	16.73	13.94	19.52	23.42	19.52
I0040	5/8	15,875	11	110	32	12,0	9,0	12.58	15.10	12.58	17.61	21.13	17.61
I0048	3/4	19,050	10	125	34	14,0	11,0	17.00	20.40	17.00	23.80	28.56	23.80
I0056	7/8	22,225	9	140	34	18,0	14,5	21.08	25.30	21.08	29.51	35.41	29.51
I1000	1"	25,400	8	160	38	18,0	14,5	27.88	33.46	27.88	39.03	46.84	39.03
I1008	1"1/8	28,575	7	180	45	22,0	18,0	38.76	46.51	38.76	54.26	65.12	54.26
I1016	1"1/4	31,750	7	180	50	25,0	20,0	43.52	52.22	43.52	60.93	73.11	60.93
I1024	1"3/8	34,925	6	200	56	28,0	22,0	59.84	71.81	59.84	83.78	100.53	83.78
I1032	1"1/2	38,100	6	200	60	32,0	24,0	62.56	75.07	62.56	87.58	105.10	87.58
I1048	1"3/4	44,450	5	220	65	36,0	29,0	90.78	108.94	90.78	127.09	152.51	127.09
I2000	2"	50,800	4"1/2	250	70	40,0	32,0	81.94	98.33	81.94	114.72	137.66	114.72

DIN 2182

MAŠINSKI UREZNICI SA OJAČANOM DRŠKOM
W NAVOJ

MACHINE TAPS WITH REINFORCED SHANK,
WITHWORTH THREAD

MASCHINENGWINDEBOHRER MIT VERSTARKTEM SCHAFT,
WITHWORTH GEWINDE



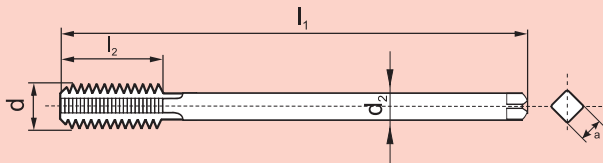
Series								NM47	NM48	NM49	NM50
	Material							HSS	HSS	HSS	HSS
Type							B	C	sp.fl.15°	sp.fl.35°	
Finish							ground	ground	ground	ground	
							price EUR				
d		P	l ₁	l ₂ max	d ₂	a	each	each	each	each	
inch	mm	inch	mm	mm	mm	mm					
W0008	W 1/8	3,175	40	56	11	3,5	2,7	6.09	5.44	7.07	7.34
W0010	5/32	3,968	32	63	13	4,5	3,4	6.85	6.12	7.96	8.26
W0012	3/16	4,762	24	70	16	6,0	4,9	6.47	5.78	7.51	7.80
W0014	7/32	5,556	24	80	19	6,0	4,9	10.66	9.52	12.38	12.85
W0016	1/4	6,350	20	80	19	7,0	5,5	6.85	6.12	7.96	8.26
W0020	5/16	7,937	18	90	22	8,0	6,2	7.62	6.80	8.84	9.18
W0024	3/8	9,525	16	100	24	10,0	8,0	8.76	7.82	10.17	10.56

DIN 2183

MAŠINSKI UREZNICI
W NAVOJ

MACHINE TAPS WITH REDUCED SHANK,
WITHWORTH THREAD

MASCHINENGEWINDEBOHRER MIT ÜBERLAUFSCHAFT,
WITHWORTH GEWINDE



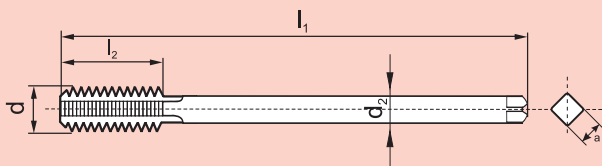
Series								NM57	NM58	NM59	NM60
	Material							HSS	HSS	HSS	HSS
	Type							B	C	sp.fl.15°	sp.fl.35°
Finish							ground	ground	ground	ground	
d		P	l ₁	l ₂ max	d ₂	a	price EUR				
inch	mm	inch	mm	mm	mm	mm	each	each	each	each	
W0028	7/16	11,112	14	100	24	8,0	6,2	11.42	10.20	13.26	13.77
W0032	1/2	12,700	12	110	29	9,0	7,0	10.66	9.52	12.38	12.85
W0036	9/16	14,287	12	110	30	11,0	9,0	16.37	14.62	19.01	19.74
W0040	5/8	15,875	11	110	32	12,0	9,0	16.37	14.62	19.01	19.74
W0048	3/4	19,050	10	125	34	14,0	11,0	19.80	17.68	22.98	23.87
W0056	7/8	22,225	9	140	34	18,0	14,5	27.42	24.48	31.82	33.05
W1000	1"	25,400	8	160	38	20,0	16,0	32.75	29.24	38.01	39.47
W1008	1"1/8	28,575	7	180	45	22,0	18,0	42.27	37.74	49.06	50.95
W1016	1"1/4	31,750	7	180	50	25,0	20,0	53.31	47.60	61.88	64.26
W1024	1"3/8	34,925	6	200	56	28,0	22,0	67.40	60.18	78.23	81.24
W1032	1"1/2	38,100	6	200	60	32,0	24,0	79.59	71.06	92.38	95.93
W1040	1"5/8	41,277	5	200	60	32,0	24,0	87.58	78.20	101.66	105.57
W1048	1"3/4	44,450	5	220	65	36,0	29,0	100.91	90.10	117.13	121.64
W1056	1"7/8	47,627	4"1/2	250	70	36,0	29,0	118.05	105.40	137.02	142.29
W2000	2"	50,800	4"1/2	250	70	40,0	32,0	118.05	105.40	137.02	142.29

DIN 374

MAŠINSKI UREZNICI
Mf NAVOJ

MACHINE TAPS WITH REDUCED SHANK,
ISO METRIC FINE THREAD

MASCHINENGEWINDEBOHRER MIT ÜBERLAUFSCHAFT,
ISO METRISCH FEINGEWINDE



Series	Material						NM61	NM62	NM63	NM64	NM65	NM66
	Type						HSS	HSS	HSS	Co 5%	Co 5%	Co 5%
	Finish						A	B	C	A	B	C
							ground	ground	ground	ground	ground	ground
	d	P	l ₁	l _{2max}	d ₂	a	price EUR					
	mm	mm	mm	mm	mm	mm	each	each	each	each	each	each
030035	M 3	0,35	56	9	2,2		8.57	10.28	8.57	12.00	14.40	12.00
040050	4	0,5	63	10	2,8	2,1	7.75	9.30	7.75	10.85	13.02	10.85
050050	5	0,5	70	12	3,5	2,7	7.92	9.50	7.92	11.09	13.30	11.09
060050	6	0,5	80	14	4,5	3,4	8.13	9.76	8.13	11.38	13.66	11.38
060075	6	0,75	80	14	4,5	3,4	7.92	9.50	7.92	11.09	13.31	11.09
070075	7	0,75	80	14	5,5	4,3	8.84	10.61	8.84	12.38	14.85	12.38
080050	8	0,5	80	19	6,0	4,9	11.22	13.46	11.22	15.71	18.84	15.71
080075	8	0,75	80	19	6,0	4,9	9.18	11.02	9.18	12.85	15.42	12.85
080100	8	1	90	22	6,0	4,9	8.70	10.44	8.70	12.18	14.62	12.18
090100	9	1	90	22	7,0	5,5	10.20	12.24	10.20	14.28	17.14	14.28
100075	10	0,75	90	20	7,0	5,5	11.70	14.04	11.70	16.38	19.66	16.38
100100	10	1	90	20	7,0	5,5	8.90	10.68	8.90	12.46	14.95	12.46
100125	10	1,25	100	24	7,0	5,5	10.54	12.65	10.54	14.76	17.71	14.76
110100	11	1	90	20	8,0	6,2	12.92	15.50	12.92	18.09	21.71	18.09
120100	12	1	100	22	9,0	7,0	9.52	11.42	9.52	13.33	15.99	13.33
120125	12	1,25	100	22	9,0	7,0	11.05	13.26	11.05	15.47	18.56	15.47
120150	12	1,5	100	22	9,0	7,0	9.52	11.42	9.52	13.33	15.99	13.33
140100	14	1	100	22	11,0	9,0	12.58	15.10	12.58	17.61	21.13	17.61
140125	14	1,25	100	22	11,0	9,0	12.58	15.10	12.58	17.61	21.13	17.61
140150	14	1,5	100	22	11,0	9,0	12.24	14.69	12.24	17.14	20.56	17.14
150100	15	1	100	22	12,0	9,0	15.30	18.36	15.30	21.42	25.70	21.42
150150	15	1,5	100	22	12,0	9,0	15.30	18.36	15.30	21.42	25.70	21.42
160100	16	1	100	22	12,0	9,0	14.62	17.54	14.62	20.47	24.56	20.47
160150	16	1,5	100	22	12,0	9,0	14.28	17.14	14.28	19.99	23.99	19.99
180100	18	1	110	25	14,0	11,0	18.02	21.62	18.02	25.23	30.27	25.23
180150	18	1,5	110	25	14,0	11,0	15.64	18.77	15.64	21.90	26.28	21.90
180200	18	2	125	34	14,0	11,0	18.02	21.62	18.02	25.23	30.27	25.23
200100	20	1	125	25	16,0	12,0	20.06	24.07	20.06	28.08	33.70	28.08
200150	20	1,5	125	25	16,0	12,0	17.68	21.22	17.68	24.75	29.70	24.75
200200	20	2	140	34	16,0	12,0	19.72	23.66	19.72	27.61	33.13	27.61


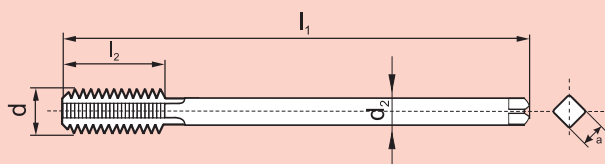
Series							NM61	NM62	NM63	NM64	NM65	NM66
	Material						HSS	HSS	HSS	Co 5%	Co 5%	Co 5%
	Type						A	B	C	A	B	C
	Finish						ground	ground	ground	ground	ground	ground
	d	P	l ₁	l _{2max}	d ₂	a	price EUR					
mm	mm	mm	mm	mm	mm	each	each	each	each	each	each	
220100	22	1	125	25	18.0	14.5	23.46	28.15	23.46	32.84	39.41	32.84
220150	22	1,5	125	25	18.0	14.5	20.06	24.07	20.06	28.08	33.70	28.08
220200	22	2	140	34	18.0	14.5	22.44	26.93	22.44	31.42	37.70	31.42
240100	24	1	140	28	18.0	14.5	26.86	32.23	26.86	37.60	45.12	37.60
240150	24	1,5	140	28	18.0	14.5	22.44	26.93	22.44	31.42	37.70	31.42
240200	24	2	140	28	18.0	14.5	25.50	30.60	25.50	35.70	42.84	35.70
250150	25	1,5	140	28	18.0	14.5	35.02	42.02	35.02	49.03	58.83	49.03
260100	26	1	140	28	18.0	14.5	36.16	43.39	36.16	50.62	60.75	50.62
260150	26	1,5	140	28	18.0	14.5	29.29	35.15	29.29	41.01	49.21	41.01
270150	27	1,5	140	28	20.0	16.0	34.00	40.80	34.00	47.60	57.12	47.60
270200	27	2	140	28	20.0	16.0	36.00	43.20	36.00	50.40	60.48	50.40
280100	28	1	140	28	20.0	16.0	38.50	46.20	38.50	53.90	64.48	53.90
280150	28	1,5	140	28	20.0	16.0	35.36	42.43	35.36	49.50	59.40	49.50
280200	28	2	140	28	20.0	16.0	38.50	46.20	38.50	53.90	64.68	53.90
300100	30	1	150	28	22.0	18.0	42.50	51.00	42.50	59.50	71.40	59.50
300150	30	1,5	150	28	22.0	18.0	37.40	44.88	37.40	52.36	62.83	52.36
300200	30	2	150	28	22.0	18.0	40.12	48.14	40.12	56.17	67.40	56.17
320150	32	1,5	150	28	22.0	18.0	43.52	52.22	43.52	60.93	73.11	60.93
320200	32	2	150	28	22.0	18.0	45.52	54.62	45.52	63.73	76.47	63.73
330150	33	1,5	160	30	25.0	20.0	46.92	56.30	46.92	65.69	78.83	65.69
330200	33	2	160	30	25.0	20.0	49.30	59.16	49.30	69.02	82.82	69.02
340150	34	1,5	170	30	28.0	22.0	52.36	62.83	52.36	73.30	87.96	73.30
350150	35	1,5	170	30	28.0	22.0	53.86	64.63	53.86	75.40	90.48	75.40
360150	36	1,5	170	30	28.0	22.0	54.06	64.87	54.06	75.68	90.82	75.68
360200	36	2	170	30	28.0	22.0	56.10	67.32	56.10	78.54	94.25	78.54
360300	36	3	200	56	28.0	22.0	63.92	76.70	63.92	89.49	107.39	89.49
380150	38	1,5	170	30	28.0	22.0	58.50	70.20	58.50	81.90	98.28	81.90
390200	39	2	170	30	32.0	24.0	74.12	88.94	74.12	103.77	124.52	103.77
390300	39	3	200	60	32.0	24.0	76.48	91.78	76.48	107.07	128.49	107.07
400150	40	1,5	170	30	32.0	24.0	64.94	77.93	64.94	90.92	109.10	90.92
400200	40	2	170	30	32.0	24.0	75.48	90.58	75.48	105.67	126.81	105.67
420150	42	1,5	170	30	32.0	24.0	72.08	86.50	72.08	100.91	121.09	100.91
420200	42	2	170	30	32.0	24.0	78.90	94.68	78.90	110.46	132.55	110.46
420300	42	3	200	60	32.0	24.0	90.10	108.12	90.10	126.14	151.37	126.14
450150	45	1,5	180	32	36.0	29.0	79.90	95.88	79.90	111.86	134.23	111.86
450200	45	2	180	32	36.0	29.0	91.80	110.16	91.80	128.52	154.22	128.52
450300	45	3	200	50	36.0	29.0	104.72	125.66	104.72	146.61	175.93	146.61
480150	48	1,5	190	32	36.0	29.0	93.50	112.20	93.50	130.90	157.08	130.90
480200	48	2	190	32	36.0	29.0	120.70	144.84	120.70	168.98	202.78	168.98
480300	48	3	225	50	36.0	29.0	122.38	146.86	122.38	171.33	205.60	171.33
500150	50	1,5	190	32	36.0	29.0	117.30	140.76	117.30	164.22	197.06	164.22
500200	50	2	190	32	36.0	29.0	128.52	154.22	128.52	179.93	215.91	179.93
500300	50	3	225	50	36.0	29.0	130.90	157.08	130.90	183.26	219.91	183.26
520150	52	1,5	190	32	40.0	32.0	117.30	140.76	117.30	164.22	197.06	164.22
520200	52	2	190	32	40.0	32.0	128.52	154.22	128.52	179.93	215.91	179.93
520300	52	3	225	50	40.0	32.0	142.12	170.54	142.12	198.97	238.76	198.97

DIN 374

MAŠINSKI UREZNICI SA SPIRALNIM ŽLIJEBOM
Mf NAVOJ

MACHINE TAPS WITH REDUCED SHANK,
ISO METRIC FINE THREAD-SPIRAL FLUTE

MASCHINENGEWINDEBOHRER MIT ÜBERLAUFSCHAFT,
ISO METRISCH FEINGEWINDE-SPIRALNUTEN



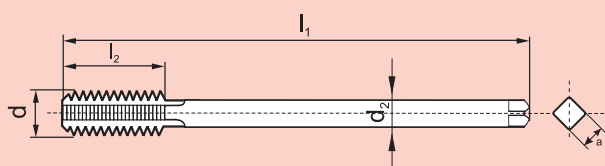
Series	Material							NM67	NM68	NM69	NM70
	Type							HSS	HSS	Co 5%	Co 5%
	Finish							sp.fl. 15° ground	sp.fl. 35° ground	sp.fl. 15° ground	sp.fl. 35° ground
	d	P	l ₁	15° l ₂ max	35° l ₂ max	d ₂	a	price EUR			
mm	mm	mm	mm	mm	mm	mm	each	each	each	each	
050050	M 5	0,5	70	12	8	3,5	2,7	10.69	11.76	14.97	16.46
060050	6	0,5	80	14	10	4,5	3,4	10.98	12.08	15.37	16.91
060075	6	0,75	80	14	10	4,5	3,4	10.69	11.76	14.97	16.46
80100	8	1	90	22	12	6,0	4,9	11.75	12.93	16.45	18.10
100075	10	0,75	90	20	12	7,0	5,5	15.80	17.38	22.12	24.33
100100	10	1	90	20	14	7,0	5,5	12.02	13.22	16.83	18.51
100125	10	1,25	100	24	14	7,0	5,5	14.23	15.65	19.92	21.91
120100	12	1	100	22	16	9,0	7,0	12.85	14.14	17.99	19.79
120125	12	1,25	100	22	16	9,0	7,0	14.92	16.41	20.89	22.98
120150	12	1,5	100	22	16	9,0	7,0	12.85	14.14	17.99	19.79
140100	14	1	100	22	20	11,0	9,0	16.98	18.68	23.77	26.15
140125	14	1,25	100	22	16	11,0	9,0	16.98	18.68	23.77	26.15
140150	14	1,5	100	22	20	11,0	9,0	16.52	18.17	23.13	25.44
160100	16	1	100	22	20	12,0	9,0	19.74	21.71	27.64	30.40
160150	16	1,5	100	22	20	12,0	9,0	19.28	21.21	26.99	29.69
200100	20	1	125	25	20	16,0	12,0	27.08	29.79	37.91	41.70
200150	20	1,5	125	25	25	16,0	12,0	23.87	26.26	33.42	36.76
200200	20	2	140	34	32	16,0	12,0	26.62	29.28	37.27	40.99
240100	24	1	140	28	22	18,0	14,5	36.26	39.89	50.76	55.84
240150	24	1,5	140	28	25	18,0	14,5	30.29	33.32	42.41	46.65
240200	24	2	140	28	32	18,0	14,5	34.43	37.87	48.20	53.02
260100	26	1,5	140	28	25	18,0	14,5	39.54	43.49	55.36	60.89
270150	27	1,5	140	28	28	20,0	16,0	45.90	50.49	64.26	70.69
270200	27	2	140	28	32	20,0	16,0	48.60	53.46	68.04	74.84
280150	28	1,5	140	28	28	20,0	16,0	47.74	52.51	66.84	73.52
300150	30	1,5	150	28	28	22,0	18,0	50.49	55.54	70.69	77.76
300200	30	2	150	28	32	22,0	18,0	54.16	59.58	75.82	83.41
320150	32	1,5	150	28	28	22,0	18,0	63.34	69.67	88.68	97.54
360150	36	1,5	170	30	30	28,0	22,0	72.98	80.28	102.17	112.39

DIN 374

MAŠINSKI UREZNICI
UNF NAVOJ

MACHINE TAPS WITH REDUCED SHANK,
UNF (UNIFIED FINE) THREAD

MASCHINENGWINDEBOHRER MIT ÜBERLAUFSCHAFT,
UNF GEWINDE



Series								NM81	NM82	NM83	NM84	NM85	NM86
	Material							HSS	HSS	HSS	Co 5%	Co 5%	Co 5%
Type							A	B	C	A	B	C	
Finish							ground	ground	ground	ground	ground	ground	ground
							price EUR						
d		P	l ₁	l ₁ max	d ₂	a	each	each	each	each	each	each	
inch	mm	inch	mm	mm	mm	mm							
I01628	1/4	6,350	28	80	14	4,5	3,4	7.82	9.38	7.82	10.95	13.14	10.95
I02024	5/16	7,938	24	90	22	6,0	4,9	7.48	8.98	7.48	10.47	12.57	10.47
I02820	7/16	11,113	20	90	20	8,0	6,2	10.20	12.24	10.20	14.28	17.14	14.28
I03220	1/2	12,700	20	100	22	11,0	9,0	9.52	11.42	9.52	13.33	15.99	13.33
I03618	9/16	14,288	18	100	22	11,0	9,0	15.30	18.36	15.30	21.42	25.70	21.42
I04018	5/8	15,875	18	100	22	12,0	9,0	13.26	15.91	13.26	18.56	22.28	18.56
I04816	3/4	19,050	16	110	25	14,0	11,0	17.68	21.22	17.68	24.75	29.70	24.75
I05614	7/8	22,225	14	125	25	18,0	14,5	22.10	26.52	22.10	30.94	37.13	30.94
I10012	1"	25,400	12	140	28	18,0	14,5	29.58	35.50	29.58	41.41	49.69	41.41
I10812	1"1/8	28,575	12	150	28	22,0	18,0	36.04	43.25	36.04	50.46	60.55	50.46
I11612	1"1/4	31,750	12	150	28	25,0	20,0	41.48	49.78	41.48	58.07	69.69	58.07
I12412	1"3/8	34,925	12	170	30	28,0	22,0	55.42	66.50	55.42	77.59	93.11	77.59
I13212	1"1/2	38,100	12	170	30	28,0	22,0	64.26	77.11	64.26	89.96	107.96	89.96

DIN 5156

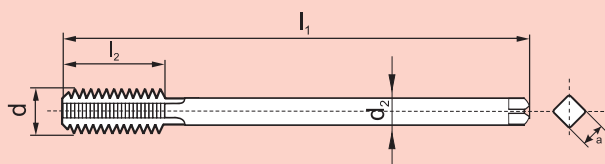
(DIN 374)



MAŠINSKI UREZNICI
G-CIJEVNI NAVOJ BSP

MACHINE TAPS WITH REDUCED SHANK,
PIPE THREAD BSP (BRITISH STANDARD PIPE THREAD)

MASCHINENGWINDEBOHRER MIT ÜBERLAUFSCHAFT,
ROHRGEWINDE BSP




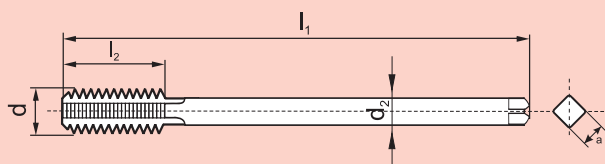
Series							NM87	NM88	NM89	NM90
Material							HSS	HSS	HSS	HSS
Type							B	C	sp.fl. 15°	sp.fl. 35°
Finish							ground	ground	ground	ground
	d	P	l ₁	l ₂ max	d ₂	a	price EUR			
	inch	inch	mm	mm	mm	mm	each	each	each	each
G0008	G 1/8	28	90	20	7,0	5,5	9.88	8.98	11.23	11.67
G0016	1/4	19	100	22	11,0	9,0	15.33	13.94	17.43	18.12
G0024	3/8	19	100	22	12,0	9,0	16.64	15.13	18.91	19.67
G0032	1/2	14	125	25	16,0	12,0	27.30	24.82	31.03	32.27
G0040	5/8	14	125	25	18,0	14,5	30.67	27.88	34.85	36.24
G0048	3/4	14	140	28	20,0	16,0	41.14	37.40	46.75	48.62
G0056	7/8	14	150	28	22,0	18,0	48.62	44.20	55.25	57.46
G1000	1"	11	160	30	25,0	20,0	59.84	54.40	68.00	70.72
G1008	1"1/8	11	170	30	28,0	22,0	84.67	76.97	96.21	100.06
G1016	1"1/4	11	170	30	32,0	24,0	102.52	93.20	116.50	121.16
G1032	1"1/2	11	190	32	36,0	29,0	140.97	128.15	160.19	166.60
G1048	1"3/4	11	190	32	40,0	32,0	244.24	222.04	277.55	288.65
G2000	2"	11	220	40	45,0	35,0	267.56	243.24	304.05	316.21

DIN 357

UREZNICI ZA NAVRTKU
M NAVOJ

MACHINE NUT TAPS
ISO METRIC COARSE THREAD

MASCHINEN MUTTER GEWINDEBOHRER
ISO METRISCH REGELGEWINDE



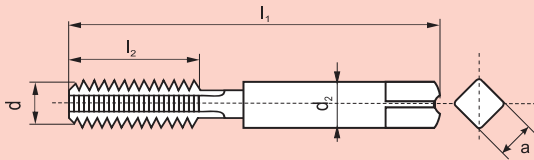
Series	Material						NM91	NM92
	Finish						HSS	Co 5%
							ground	ground
	d	P	l ₁	l ₂ max	d ₂	a	price EUR	
	mm	mm	mm	mm	mm	mm	each	each
M0030	M 3	0,5	70	22	2,2		7.14	9.28
M0035	3,5	0,6	80	25	2,5	2,1	8.43	10.96
M0040	4	0,7	90	25	2,8	2,1	7.14	9.28
M0045	4,5	0,75	100	28	3,5	2,7	8.80	11.44
M0050	5	0,8	100	28	3,5	2,7	7.85	10.21
M0060	6	1,0	110	32	4,5	3,4	8.23	10.70
M0070	7	1,0	110	36	5,5	4,3	11.00	14.30
M0080	8	1,25	125	40	6,0	4,9	10.20	13.26
M0090	9	1,25	140	40	7,0	5,5	13.00	16.90
M0100	10	1,5	140	45	7,0	5,5	11.90	15.47
M0110	11	1,5	160	45	8,0	6,2	17.00	22.10
M0120	12	1,75	180	50	9,0	7,0	15.30	19.89
M0140	14	2,0	200	56	11,0	9,0	19.38	25.19
M0160	16	2,0	200	63	12,0	9,0	22.44	29.17
M0180	18	2,5	220	63	14,0	11,0	25.84	33.59
M0200	20	2,5	250	70	16,0	12,0	28.22	36.69
M0220	22	2,5	280	80	18,0	14,5	34.68	45.08
M0240	24	3,0	280	80	18,0	14,5	40.80	53.04
M0270	27	3,0	315	90	20,0	16,0	56.10	72.93
M0300	30	3,5	315	100	22,0	18,0	65.96	85.75

NPT, NPTF

MAŠINSKI UREZNICI
CIJEVNI KUPASTI NAVOJ 1:16

MACHINE TAPS
NPT TAPER THREAD(1:16)

MASCHINENGEWINDEBOHRER
AMERIKANISCHES KEGELIGES ROHRGEWINDE (1:16)



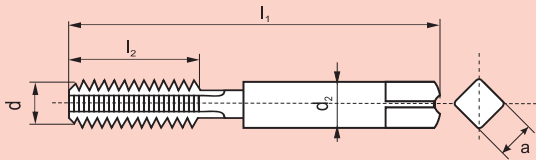
Series							NC01	NC02	NC03	NC04
	Material						HSS	Co 5%	HSS	Co 5%
Type						NPT	NPT	NPTF	NPTF	
Finish						ground	ground	ground	ground	
						price EUR				
	d	P	l ₁	l ₂ max	d ₂	a	each	each	each	each
	inch	inch	mm	mm	mm	mm				
C0004	1/16	27	54	18	8,0	6,0	11.22	14.59	12.34	16.04
C0008	1/8	27	54	19	11,0	8,3	12.24	15.91	13.46	17.50
C0016	1/4	18	62	27	14,0	10,7	14.62	19.01	16.08	20.91
C0024	3/8	18	65	27	18,0	13,5	17.68	22.98	19.45	25.28
C0032	1/2	14	80	35	17,5	13,0	23.80	30.94	26.18	34.03
C0048	3/4	14	82	35	23,0	17,2	31.62	41.11	34.78	45.22
C1000	1	11 1/2	95	45	28,5	21,4	45.22	58.79	49.74	64.66
C1016	1 1/4	11 1/2	102	45	33,0	25,0	74.46	96.80	81.91	106.48
C1032	1 1/2	11 1/2	108	45	38,0	28,5	93.50	121.55	102.85	133.71
C2000	2	11 1/2	114	45	47,5	35,5	138.72	180.34	152.59	198.37

BSPT

MAŠINSKI UREZNICI
CIJEVNI KUPASTI NAVOJ 1:16

MACHINE TAPS
BSPT TAPER THREAD(1:16)

MASCHINENGEWINDEBOHRER
KEGELIGES ROHRGEWINDE (1:16)



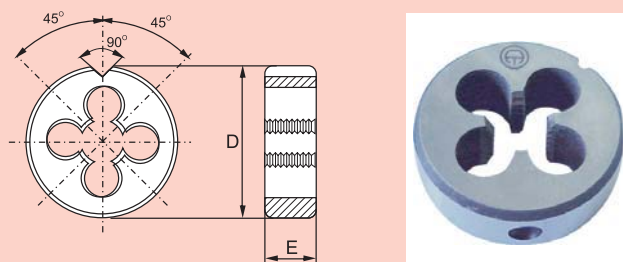
Series							NC08	NC09
	Material						HSS	Co 5%
	Finish						ground	ground
	d	P	l ₁	l ₂ max	d ₂	a	price EUR	
	inch	inch	mm	mm	mm	mm	each	each
C0008	1/8	28	54	19	11,0	8,3	14.96	19.45
C0016	1/4	19	62	27	14,0	10,7	17.34	22.54
C0024	3/8	19	65	27	18,0	13,5	21.42	27.85
C0032	1/2	14	80	35	17,5	13,0	28.56	37.13
C0048	3/4	14	82	35	23,0	17,2	39.44	51.27
C1000	1	11	95	45	28,5	21,4	56.44	73.37
C1016	1 1/4	11	102	45	33,0	25,0	93.16	121.11
C1032	1 1/2	11	108	45	38,0	28,5	116.96	152.05
C2000	2	11	114	45	47,5	35,5	200.60	260.78

EN 22 568 (DIN 223)

NAREZNICE OKRUGLE
M NAVOJ

ROUND DIES
ISO METRIC COARSE THREAD

RUNDE SCHNEIDEISEN
ISO METRISCHES REGELGEWINDE

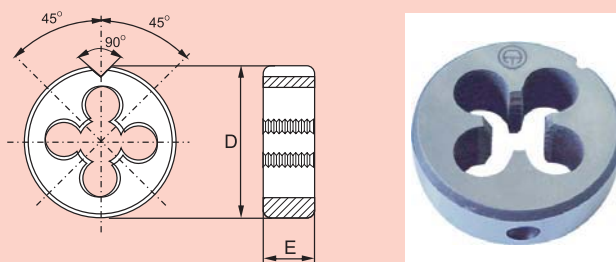


Series	Material		Type		NN01	NN02
					HSS	HSS
					B	spiral entry
	d	P	D	E	price EUR	
mm	mm	mm	mm	each	each	
M0020	M 2	0,4	16	5	5,11	6,13
M0022	2,2	0,45	16	5	5,11	6,13
M0025	2,5	0,45	16	5	4,56	5,47
M0030	3	0,5	20	5	4,20	5,04
M0035	3,5	0,6	20	5	4,50	5,40
M0040	4	0,7	20	5	4,20	5,04
M0045	4,5	0,75	20	7	4,80	5,76
M0050	5	0,8	20	7	4,32	5,18
M0060	6	1	20	7	4,32	5,18
M0070	7	1	25	9	4,90	5,88
M0080	8	1,25	25	9	4,56	5,47
M0090	9	1,25	25	9	5,76	6,91
M0100	10	1,5	30	11	5,52	6,62
M0110	11	1,5	30	11	7,20	8,64
M0120	12	1,75	38	14	6,96	8,35
M0140	14	2	38	14	8,70	10,44
M0160	16	2	45	18	11,70	14,04
M0180	18	2,5	45	18	12,30	14,76
M0200	20	2,5	45	18	12,30	14,76
M0220	22	2,5	55	22	18,00	21,60
M0240	24	3	55	22	18,00	21,60
M0270	27	3	65	25	25,20	30,24
M0300	30	3,5	65	25	25,20	30,24
M0330	33	3,5	65	25	28,20	33,84
M0360	36	4	65	25	29,10	34,92
M0390	39	4	75	30	43,50	52,20
M0420	42	4,5	75	30	45,30	54,36
M0450	45	4,5	90	36	67,80	81,36
M0480	48	5	90	36	68,40	82,08
M0520	52	5	90	36	72,00	86,40
M0560	56	5,5	105	36	94,00	112,80
M0600	60	5,5	105	36	94,00	112,80
M0640	64	6	120	36	110,00	132,00
M0680	68	6	120	36	110,00	132,00

NAREZNICE OKRUGLE
UNC NAVOJ

ROUND DIES
UNC THREAD

RUNDE SCHNEIDEISEN
REGELGEWINDEREIHE (UNC)



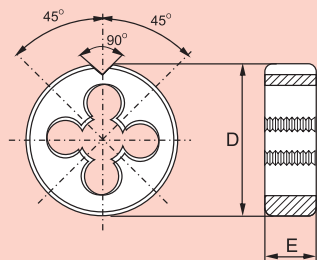
Series	Material		Type		NN05	NN06
					HSS	HSS
					B	spiral entry
	d	P	D	E	price EUR	
mm	mm	mm	mm	each	each	
N0001	No 1	64	16	5	10,50	12,60
N0002	2	56	16	5	9,60	11,52
N0003	3	48	16	5	8,70	10,44
N0004	4	40	20	5	8,40	10,08
N0005	5	40	20	5	7,80	9,36
N0006	6	32	20	7	7,80	9,36
N0008	8	32	20	7	7,80	9,36
N0010	10	24	20	7	7,80	9,36
N0012	12	24	20	7	7,80	9,36
00016	1/4	20	20	7	7,80	9,36
00020	5/16	18	25	9	8,70	10,44
00024	3/8	16	30	11	10,50	12,60
00028	7/16	14	30	11	10,50	12,60
00032	1/2	13	38	14	12,30	14,76
00036	9/16	12	38	14	13,50	16,20
00040	5/8	11	45	18	16,80	20,16
00048	3/4	10	45	18	17,40	20,88
00056	7/8	9	55	22	24,90	29,88
01000	1"	8	55	22	26,70	32,04
01008	1 1/8	7	65	25	36,30	43,56
01016	1 1/4	7	65	25	39,60	47,52
01024	1 3/8	6	65	25	39,60	47,52
01032	1 1/2	6	75	30	60,30	72,36
01048	1 3/4	5	90	36	96,90	116,28
02000	2"	4 1/2	90	36	96,90	116,28
02016	2 1/4	4 1/2	120	36	125,55	150,66
02024	2 3/8	4	120	36	146,60	175,68

EN 22 568 (DIN 223)

NAREZNICE OKRUGLE
Mf NAVOJ

ROUND DIES
ISO METRIC FINE THREAD

RUNDE SCHNEIDEISEN
ISO METRISCHES FEINGEWINDE



Series	Material				NN03	NN04
	Type				B	spiral entry
	d	P	D	E	price EUR	
	mm	mm	mm	mm	each	each
030035	M 3	0,35	20	5	7.20	8.64
035035	3,5	0,35	20	5	7.20	8.64
040050	4	0,5	20	5	6.30	7.56
045050	4,5	0,5	20	5	7.20	8.64
050050	5	0,5	20	5	6.30	7.56
055050	5,5	0,5	20	5	7.20	8.64
060075	6	0,75	20	7	6.50	7.80
070075	7	0,75	25	9	7.20	8.64
080100	8	1	25	9	6.90	8.28
090100	9	1	25	9	7.20	8.64
100100	10	1	30	11	8.10	9.72
100125	10	1,25	30	11	8.40	10.08
120125	12	1,25	38	10	10.20	12.24
120150	12	1,5	38	10	9.80	11.76
140125	14	1,25	38	10	10.80	12.96
140150	14	1,5	38	10	10.00	12.00
150150	15	1,5	38	10	14.00	16.80
160150	16	1,5	45	14	15.40	18.48
170150	17	1,5	45	14	15.60	18.72
180150	18	1,5	45	14	15.40	18.48
180200	18	2	45	14	16.00	19.20
200150	20	1,5	45	14	15.40	18.48
200200	20	2	45	14	16.00	19.20
220150	22	1,5	55	16	20.00	24.00
220200	22	2	55	16	21.50	25.80
240150	24	1,5	55	16	20.00	24.00
240200	24	2	55	16	21.50	25.80
250150	25	1,5	55	16	21.50	25.80
250200	25	2	55	16	22.50	27.00
270150	27	1,5	65	18	29.00	34.80
270200	27	2	65	18	31.30	37.56
280150	28	1,5	65	18	29.00	34.80
280200	28	2	65	18	31.30	37.56
300200	30	2	65	18	31.30	37.56

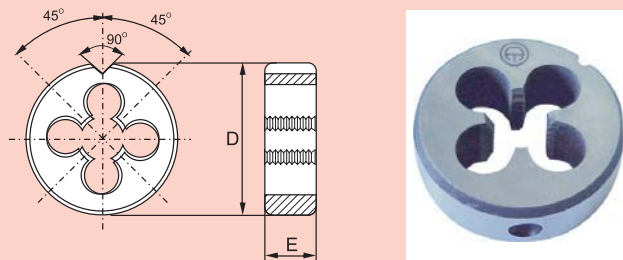
Series	Material				NN03	NN04
	Type				B	spiral entry
	d	P	D	E	price EUR	
	mm	mm	mm	mm	each	each
300300	30	3	65	25	36.00	43.20
320150	32	1,5	65	18	31.30	37.56
320200	32	2	65	18	33.70	40.44
330150	33	1,5	65	18	31.30	37.56
320150	32	1,5	65	18	31.30	37.56
320200	32	2	65	18	33.70	40.44
330150	33	1,5	65	18	31.30	37.56
330200	33	2	65	18	33.70	40.44
330300	33	3	65	25	36.00	43.20
350150	35	1,5	65	18	31.30	37.56
360150	36	1,5	65	18	31.30	37.56
360200	36	2	65	18	35.00	42.00
360300	36	3	65	25	38.00	45.60
390150	39	1,5	75	20	50.00	60.00
390200	39	2	75	20	50.00	60.00
390300	39	3	75	30	55.00	66.00
400150	40	1,5	75	20	50.00	60.00
400200	40	2	75	20	50.00	60.00
400300	40	3	75	30	55.00	66.00
420150	42	1,5	75	20	50.00	60.00
420200	42	2	75	20	50.00	60.00
420300	42	3	75	30	55.00	66.00
420400	42	4	75	30	58.00	69.60
450150	45	1,5	90	22	64.00	76.80
450200	45	2	90	22	64.00	76.80
450300	45	3	90	36	73.00	87.60
450400	45	4	90	36	73.00	87.60
480150	48	1,5	90	22	66.00	79.20
480200	48	2	90	22	66.00	79.20
480300	48	3	90	36	75.00	90.00
480400	48	4	90	36	75.00	90.00
500150	50	1,5	90	22	66.00	79.20
500200	50	2	90	22	68.00	81.60
500300	50	3	90	36	75.00	90.00
520150	52	1,5	90	22	66.00	79.20
520200	52	2	90	22	68.00	81.60
520300	52	3	90	36	81.00	97.20
520400	52	4	90	36	81.00	97.20
550150	55	1,5	105	22	99.00	118.80
550200	55	2	105	22	99.00	118.80
550300	55	3	105	36	113.00	135.60
550400	55	4	105	36	113.00	135.60
560150	56	1,5	105	22	99.00	118.80
560200	56	2	105	22	99.00	118.80
560300	56	3	105	36	113.00	135.60
560400	56	4	105	36	113.00	135.60

EN 22 568 (DIN 223)

NAREZNICE OKRUGLE UNF NAVOJ

ROUND DIES UNF (UNIFIED FINE) THREAD

RUNDE SCHNEIDEISEN FEINGEWINDEREIHE (UNF)

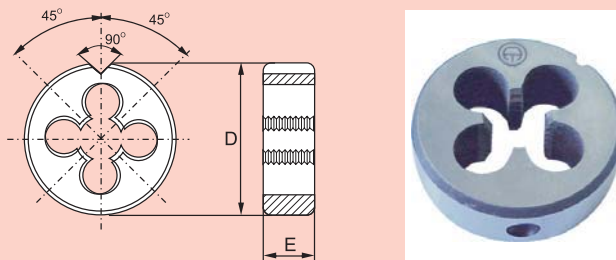


Series	Material		NN07		NN08	
	Type		B	spiral entry	price EUR	
	d	P	D	E	each	each
	inch	inch	mm	mm		
N0264	No2	64	16	5	10.50	12.60
N0356	3	56	16	5	9.60	11.52
N0448	4	48	20	5	9.00	10.80
N0544	5	44	20	5	8.40	10.08
N0640	6	40	20	5	8.40	10.08
N0836	8	36	20	7	8.40	10.08
N1032	10	32	20	7	8.40	10.08
N1228	12	28	20	7	8.40	10.08
01628	1/4	28	20	7	8.40	10.08
02024	5/16	24	25	9	9.30	11.16
02424	3/8	24	30	11	11.40	13.68
02820	7/16	20	30	11	11.40	13.68
03220	1/2	20	38	10	13.20	15.84
03618	9/16	18	38	10	14.70	17.64
04018	5/8	18	45	14	18.30	21.96
04816	3/4	16	45	14	19.20	23.04
05614	7/8	14	55	16	25.80	30.96
10012	1	12	55	16	27.00	32.40
10812	1 1/8	12	65	18	38.40	46.08
11612	1 1/4	12	65	18	38.40	46.08
12412	1 3/8	12	65	18	39.30	47.16
13212	1 1/2	12	75	20	59.10	70.92

NAREZNICE OKRUGLE W NAVOJ

ROUND DIES WITHWORTH THREAD

RUNDE SCHNEIDEISEN FÜR BRITISCH STANDARD WITHWORTH GEWINDE (BSW)



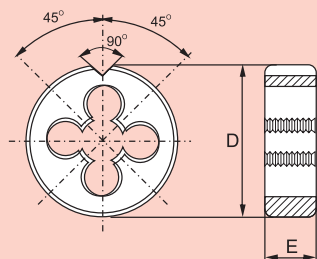
Series	Material		NN09		NN10	
	Type		B	spiral entry	price EUR	
	d	P	D	E	each	each
	inch	inch	mm	mm		
W00840	W1/8	40	20	5	8.50	10.20
W01224	3/16	24	20	7	8.50	10.20
W01620	1/4	20	25	9	9.50	11.40
W02018	5/16	18	25	9	9.50	11.40
W02416	3/8	16	30	11	11.50	13.80
W02814	7/16	14	30	11	11.50	13.80
W03213	1/2	13	38	14	13.50	16.20
W03612	9/16	12	38	14	14.80	17.76
W04011	5/8	11	45	18	18.50	22.20
W04411	11/16	11	45	18	19.80	23.76
W04810	3/4	10	45	18	19.20	23.04
W05609	7/8	9	55	22	27.40	32.88
W10008	1	8	55	22	27.40	32.88
W10807	1 1/8	7	65	25	39.90	47.88
W11607	1 1/4	7	65	25	39.90	47.88
W13206	1 1/2	6	75	30	66.30	79.56
W14805	1 3/4	5	90	36	107.00	128.40
W20004	2	4 1/2	90	36	107.00	128.40

EN 22 568 (DIN 223)

NAREZNICE OKRUGLE
BSF NAVOJ

ROUND DIES
BSF(BRITISH STANDARD FINE) THREAD

RUNDE SCHNEIDEISEN
FÜR BRITISCH STANDARD FINE GEWINDE (BSF)



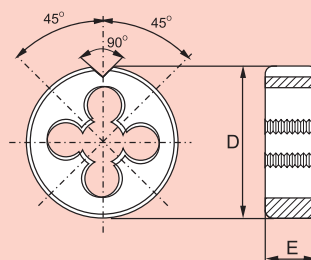
Series	Material				NN11	NN12
	Type				HSS	HSS
					B	spiral entry
	d	P	D	E	price EUR	
inch	inch	mm	mm	each	each	
B01232	BSF 3/16	32	20	7	11.00	13.20
B01428	7/32	28	20	7	12.00	14.40
B01626	1/4	26	25	9	12.30	14.76
B01826	9/32	26	25	9	13.00	15.60
B02022	5/16	22	25	9	12.30	14.76
B02420	3/8	20	30	11	15.00	18.00
B02818	7/16	18	30	11	15.00	18.00
B03216	1/2	16	38	10	17.50	21.00
B03616	9/16	16	38	10	19.00	22.80
B04014	5/8	14	45	14	24.00	28.80
B04414	11/16	14	45	14	26.00	31.20
B04812	3/4	12	45	14	25.00	30.00
B05611	7/8	11	55	22	35.60	42.72
B10010	1	10	55	22	35.60	42.72
B10809	1 1/8	9	65	25	51.90	62.28
B11609	1 1/4	9	65	25	51.90	62.28
B12408	1 3/8	8	65	25	55.00	66.00
B13208	1 1/2	8	75	30	86.00	103.20
B14008	1 5/8	8	75	30	99.00	118.80
B14807	1 3/4	7	90	36	130.00	156.00
B20007	2	7	90	36	130.00	156.00

DIN 40434

NAREZNICE OKRUGLE
Pg NAVOJ

ROUND DIES
Pg THREAD

RUNDE SCHNEIDEISEN
FÜR STAHLPANZERROHR GEWINDE (Pg)



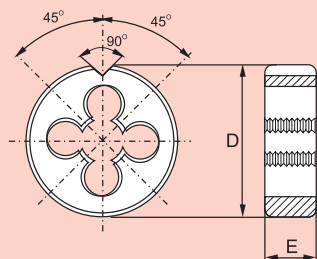
Series	Material				NN15	NN16
	Type				HSS	HSS
					B	spiral entry
	d	P	D	E	price EUR	
inch	inch	mm	mm	each	each	
PG070	Pg 7	20	38	10	15.50	18.60
PG090	9	18	45	14	22.30	26.76
PG110	11	18	45	14	22.30	26.76
PG135	13,5	18	45	14	22.30	26.76
PG160	16	18	55	16	29.80	35.76
PG210	21	16	65	18	44.60	53.52
PG290	29	16	65	18	44.60	53.52
PG360	36	16	90	22	114.00	136.80
PG420	42	16	105	22	144.00	172.80
PG480	48	16	105	22	144.00	172.80

EN 24231

**NAREZNICE OKRUGLE
G-CIJEVNI NAVOJ BSP**

**ROUND DIES
PIPE THREAD BSP
(BRITISH STANDARD PIPE THREAD)**

**RUNDE SCHNEIDEISEN
FÜR ZYLINDRISCHES ROHRGEWINDE (BSP)**

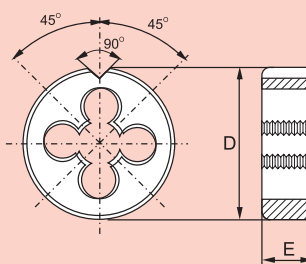


Series					NN13	NN14
	Material				HSS	HSS
	Type				B	spiral entry
	d	P	D	E	price EUR	
inch	inch	mm	mm	each	each	
G0004	G1/16	28	25	9	9.80	11.76
G0008	1/8	28	30	11	11.50	13.80
G0016	1/4	19	38	10	12.90	15.48
G0024	3/8	19	45	14	18.60	22.32
G0032	1/2	14	45	14	18.60	22.32
G0040	5/8	14	55	16	24.90	29.88
G0048	3/4	14	55	16	24.90	29.88
G0056	7/8	14	65	18	37.20	44.64
G1000	1	11	65	18	37.20	44.64
G1004	1 1/8	11	75	20	60.00	72.00
G1016	1 1/4	11	75	20	60.00	72.00
G1024	1 3/8	11	90	22	95.00	114.00
G1032	1 1/2	11	90	22	95.00	114.00
G1048	1 3/4	11	105	22	120.00	144.00
G2000	2	11	105	22	120.00	144.00
G2016	2 1/4	11	120	22	120.00	144.00

**NAREZNICE OKRUGLE
CIJEVNI KUPASTI NAVOJ 1:16**

**ROUND DIES
NPT TAPER THREAD(1:16)**

**RUNDE SCHNEIDEISEN
AMERIKANISCHES KEGELIGES ROHRGEWINDE (1:16)**



Series					NN21	NN22	NN23	NN24
	Material				HSS	HSS	HSS	HSS
	Thread				NPT	NPT	NPTF	NPTF
	Type				B	sp.entry	B	sp.entry
d	P	D	E	price EUR				
mm	mm	mm	mm	each	each	each	each	
C0004	1/16	27	25	10	16.70	20.04	19.00	22.80
C0008	1/8	27	30	11	16.70	20.04	19.00	22.80
C0016	1/4	18	38	16	18.40	22.08	21.00	25.20
C0024	3/8	18	45	18	23.80	28.56	27.20	32.64
C0032	1/2	14	45	20	36.70	44.04	42.20	50.64
C0048	3/4	14	65	21	36.70	44.04	42.20	50.64
C1000	1"	11 1/2	65	25	50.00	60.00	57.80	69.36
C1016	1 1/4	11 1/2	75	26	63.60	76.32	73.00	87.60
C1032	1 1/2	11 1/2	90	27	90.50	108.60	104.00	124.80
C2000	2"	11 1/2	105	28	120.40	144.48	139.00	166.80

INDUSTRIJA ALATA
TREBINJE

BOSNIA AND HERZEGOVINA - REPUBLIC OF SRPSKA



N°6

CJENOVNIK - PRICE LIST - PRIESLISTE






















**FABRIKA SPECIJALNOG I OSTALOG ALATA
SPECIAL TOOLS AND OTHER ACCESSOIRES FACTORY
FABRIK VON SPEZIAL UND SONSTIGENWERKZEUGEN UND ZUBEHÖR**

*phone: ++387 59/280-777 280 940 , export:280-972 , import:280-996 , fax:280-950,
e-mail: info@iat-tools.com www.iat-tools.com*

<u>PROIZVODNI PROGRAM:</u>	<u>PRODUCT LINE:</u>	<u>PRODUKTIONSPROGRAMM:</u>
GLODALA	END MILLS	FRÄSER
RAZVRTAČI	REAMERS	REIBAHLEN
SPECIJALNI RAZVRTAČI	SPECIAL PURPOSE REAMERS	SPEZIALREIBAHLEN
UPUŠTAČI	COUNTERBORES	SENKER
SPECIJALNI UPUŠTAČI	SPECIAL PURPOSE COUNTERBORES	SPEZIALSENKER
BURGIJE ZA LIM	METAL SHEET DRILLS	BLECHSCHÄLBOHRER
REDUCIR ČAURE	REDUCING SLEEVES	REDUZIERHÜLSEN
ČAURE	COLLETS	HÜLSEN
VODEĆE ČAURE	DRILL JIG BUSHINGS	FÜHRUNGSHÜLSEN
TRNOVI ZA STRUGANJE	LATHE MANDRELS	DREHDORNE
IZVIJAČI POLOMLJENIH VIJAKA	SCREW EXTRACTORS	SCHRAUBENAUSTREIBER
ALATI ZA SKIDANJE PUCNE	DEBURING TOOLS	ENTGRATWERKZEUGE
PROBIJAČI I SRODAN ALAT	PUNCHES & RELATED TOOLS	LOCHEISEN & ÄHNLICHE WERKZEUGE
ALAT ZA VIJČARE	FASTENER TOOLS	SCHRAUBENWERKZEUGE
PRIBOR ZA MAŠINE	MACHINE ACCESSORIES	MASCHINENZUBEHÖR
NC ADAPTERI	NC TOOLS HOLDERS	NC WERKZEUGHALTER
NOSAČI NASADNIH GLODALA	ARBORS FOR SHELL END MILLS	AUFSTECKFRÄSDORNE
PRIBORI SPECIJALNE NAMJENE	SPECIAL PURPOSE ACCESSORIES	ZUBEHÖR FÜR SPEZIELLE ANWENDUNGEN
NARECKIVAČI I VALJČIČI	KNURLING TOOLS & KNURLS	RÄNDELWERKZEUGE
PROFILNI VALJCI	PROFILE ROLLS	PROFILROLLEN
KRUNE ZA BUŠENJE LIMA	HOLE SAWS	LOCHSÄGE
STRUGARSKI NOŽEVI-POLUPROIZVOD	TOOL BITS-SEMIFINISHED	DREHMESSER – Halbzeuge
STRUGARSKI NOŽEVI-STANDARDNI I SPECIJALNI	TOOL BITS-STANDARD & SPECIAL	DREHMESSER – STANDARD & SPEZIAL
NOŽEVI SPECIJALNE NAMJENE	SPECIAL PURPOSE TOOL BITS	DREHMESSER FÜR SPEZIELLE ANWENDUNGEN
NOŽEVI ZA TEKSTILNU INDUSTRIJU	BLADES FOR TEXTIL INDUSTRY	MESSER FÜR TEXTILINDUSTRIE

SADRŽAJ - CONTENTS - INHALTSVERZEICHNIS

DIN	MATERIAL	SERIES		PAGE
327	HSS/HSS Co	SG01-SG09		3S
844	HSS/HSS Co	SG11-SG29		5S
845	HSS/HSS Co	SG41-SG43		7S
850	HSS/HSS Co	SG51-SG66		8S
851	HSS/HSS Co	SG71-SG79		10S
1833	HSS/HSS Co	SG81-SG88		11S
2328	HSS/HSS Co	SG91-SG92		12S
206	HSS/HSS Co	SR01-SR04		13S
208	HSS/HSS Co	SR11-SR14		15S
212	HSS/HSS Co	SR21-SR24		17S
311	HSS/HSS Co	SR37-SR38		18S
9	HSS/HSS Co	SR31-SR34		19S
219	HSS/HSS Co	SR91-SR94		20S
343	HSS/HSS Co	SU06-SU07		22S
373	HSS/HSS Co	SU01-SU04		23S
	HSS/HSS Co	SU61-SU62		25S
	HSS/HSS Co	SU35-SU42		26S
334	HSS/HSS Co	SU11-SU18		28S
335	HSS/HSS Co	SU21-SU28		30S

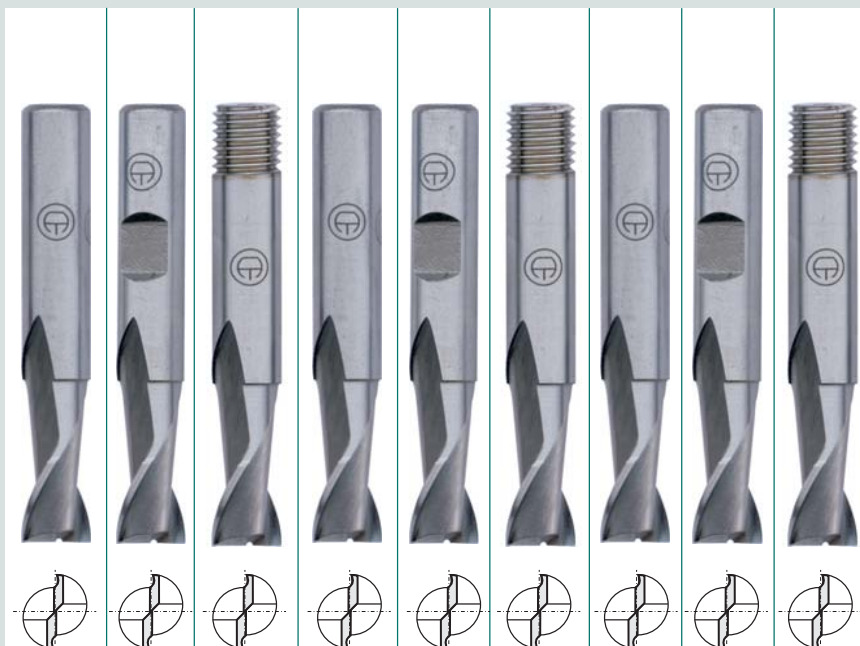
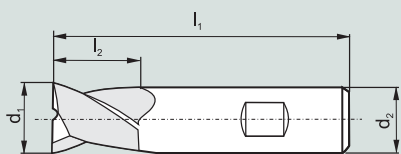
DIN	MATERIAL	SERIES		PAGE
	HSS/HSS Co	SU51-SU52		34S
	HSS/HSS Co	SU55-SU56		34S
	HSS/HSS Co	SU63-SU64		35S
	HSS/HSS Co	SU65-SU66		35S
	HSS/HSS Co	SU67-SU68		35S
222	HSS/HSS Co	SU71-SU72		36S
2185		SP01		37S
2187		SP02		38S
238		SP05		39S
4964	HSS Co	SN21-SN26		40S
4964	HSS Co	SN31-SN36		40S
4964	HSS Co	SN01-SN07		41S
4964	HSS Co	SN11-SN18		41S

DIN 327

GLODALA ZA ŽLIJEB
VALJKASTA DRŠKA

SLOT CUTTERS
STRAIGHT SHANK

LONGLOCHFRÄSER
ZYLINDERSCHAFT



Series	Material				SG01	SG02	SG03	SG04	SG05	SG06	SG07	SG08	SG09
	Type of shank				straight	weldon	screwed	straight	weldon	screwed	straight	weldon	screwed
	Form				B	D	H	B	D	H	B	D	H
	d ₁	l ₁	l ₂	d ₂	price EUR								
mm	mm	mm	mm	each	each	each	each	each	each	each	each	each	each
00400	4	51	7	6	6.14	6.75	6.75	7.98	8.78	8.78	9.21	10.13	10.13
00450	4,5	51	7	6	7.40	8.14	8.14	9.62	10.58	10.58	11.10	12.21	12.21
00500	5	52	8	6	6.14	6.75	6.75	7.98	8.78	8.78	9.21	10.13	10.13
00550	5,5	52	8	6	7.30	8.03	8.03	9.49	10.44	10.44	10.95	12.05	12.05
00600	6	52	8	6	6.10	6.71	6.71	7.93	8.72	8.72	9.15	10.07	10.07
00650	6,5	60	10	10	9.54	10.49	10.49	12.40	13.64	13.64	14.31	15.74	15.74
00700	7	60	10	10	8.74	9.61	9.61	11.36	12.50	12.50	13.11	14.42	14.42
00750	7,5	60	10	10	9.54	10.49	10.49	12.40	13.64	13.64	14.31	15.74	15.74
00800	8	61	11	10	7.94	8.73	8.73	10.32	11.35	11.35	11.91	13.10	13.10
00850	8,5	61	11	10	9.80	10.78	10.78	12.74	14.01	14.01	14.70	16.17	16.17
00900	9	61	11	10	8.94	9.83	9.83	11.62	12.78	12.78	13.41	14.75	14.75
00950	9,5	61	11	10	9.80	10.78	10.78	12.74	14.01	14.01	14.70	16.17	16.17
01000	10	63	13	10	8.14	8.95	8.95	10.58	11.64	11.64	12.21	13.43	13.43
01050	10,5	70	13	12	11.60	12.76	12.76	15.08	16.59	16.59	17.40	19.14	19.14
01100	11	70	13	12	10.40	11.44	11.44	13.52	14.87	14.87	15.60	17.16	17.16
01200	12	73	16	12	9.60	10.56	10.56	12.48	13.73	13.73	14.40	15.84	15.84
01250	12,5	73	16	12	14.00	15.40	15.40	18.20	20.02	20.02	21.00	23.10	23.10
01300	13	73	16	12	13.20	14.52	14.52	17.16	18.88	18.88	19.80	21.78	21.78
01400	14	73	16	12	11.60	12.76	12.76	15.08	16.59	16.59	17.40	19.14	19.14
01500	15	73	16	12	13.60	14.96	14.96	17.68	19.45	19.45	20.40	22.44	22.44
01600	16	79	19	16	13.60	14.96	14.96	17.68	19.45	19.45	20.40	22.44	22.44
01700	17	79	19	16	18.40	20.24	20.24	23.92	26.31	26.31	27.60	30.36	30.36
01800	18	79	19	16	15.60	17.16	17.16	20.28	22.31	22.31	23.40	25.74	25.74
01900	19	88	22	16	21.60	23.76	23.76	28.08	30.89	30.89	32.40	35.64	35.64
02000	20	88	22	20	18.00	19.80	19.80	23.40	25.74	25.74	27.00	29.70	29.70
02100	21	88	22	20	24.40	26.84	26.84	31.72	34.89	34.89	36.60	40.26	40.26
02200	22	88	22	20	20.40	22.44	22.44	26.52	29.17	29.17	30.60	33.66	33.66
02300	23	88	22	20	29.60	32.56	32.56	38.48	42.33	42.33	44.40	48.84	48.84
02400	24	102	26	25	24.80	27.28	27.28	32.24	35.46	35.46	37.20	40.92	40.92

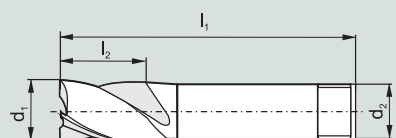
Series					SG01	SG02	SG03	SG04	SG05	SG06	SG07	SG08	SG09
	Material				HSS	HSS	HSS	Co 5%	Co 5%	Co 5%	Co 8%	Co 8%	Co 8%
	Type of shank				straight	weldon	screwed	straight	weldon	screwed	straight	weldon	screwed
	Form				B	D	H	B	D	H	B	D	H
	d ₁	l ₁	l ₂	d ₂	price EUR								
mm	mm	mm	mm	each	each	each	each	each	each	each	each	each	
02400	25	102	26	25	24.80	27.28	27.28	32.24	35.46	35.46	37.20	40.92	40.92
02600	26	102	26	25	33.60	36.96	36.96	43.68	48.05	48.05	50.40	55.44	55.44
02700	27	102	26	25	36.40	40.04	40.04	47.32	52.05	52.05	54.60	60.06	60.06
02800	28	102	26	25	30.40	33.44	33.44	39.52	43.47	43.47	45.60	50.16	50.16
02900	29	102	26	25	45.20	49.72	49.72	58.76	64.64	64.64	67.80	74.58	74.58
03000	30	102	26	25	37.60	41.36	41.36	48.88	53.77	53.77	56.40	62.04	62.04
03200	32	112	32	32	37.60	41.36	41.36	48.88	53.77	53.77	56.40	62.04	62.04
03400	34	112	32	32	57.60	63.36	63.36	74.88	82.37	82.37	86.40	95.04	95.04
03500	35	112	32	32	53.20	58.52	58.52	69.16	76.08	76.08	79.80	87.78	87.78
03600	36	112	32	32	48.00	52.80	52.80	62.40	68.64	68.64	72.00	79.20	79.20
03800	38	130	38	40	66.00	72.60	72.60	85.80	94.38	94.38	99.00	108.90	108.90
04000	40	130	38	40	60.00	66.00	66.00	78.00	85.80	85.80	90.00	99.00	99.00
04500	45	130	38	40	76.00	83.60	83.60	98.80	108.68	108.68	114.00	125.40	125.40
05000	50	147	45	50	97.60	107.36	107.36	126.88	139.57	139.57	146.40	161.04	161.04

DIN 844

GLODALA VREtenASTA
VALJKASTA DRŠKA

END MILLS
STRAIGHT SHANK

SCHAFTFRÄSER
ZYLINDERSCHAFT



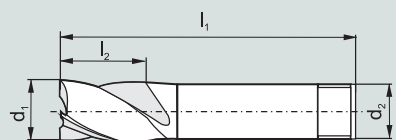
Series	SG11 SG12 SG13 SG14 SG15 SG16 SG17 SG18 SG19														
	Material						HSS	HSS	HSS	Co 5%	Co 5%	Co 5%	Co 8%	Co 8%	Co 8%
	Type of shank						straight	weldon	screwed	straight	weldon	screwed	straight	weldon	screwed
	Form						A	B	D	A	B	D	A	B	D
	d ₁	l ₁	l ₂	d ₂	Z	price EUR									
	mm	mm	mm	mm		each	each	each	each	each	each	each	each	each	
00400	4	55	11	6	4	7.80	8.58	8.58	10.14	11.15	11.15	11.70	12.87	12.87	
00450	4,5	55	11	6	4	9.70	10.67	10.67	12.61	13.87	13.87	14.55	16.01	16.01	
00500	5	57	13	6	4	8.10	8.91	8.91	10.53	11.58	11.58	12.15	13.37	13.37	
00550	5,5	57	13	6	4	10.00	11.00	11.00	13.00	14.30	14.30	15.00	16.50	16.50	
00600	6	57	13	6	4	8.34	9.17	9.17	10.84	11.93	11.93	12.51	13.76	13.76	
00650	6,5	66	16	10	4	11.00	12.10	12.10	14.30	15.73	15.73	16.50	18.15	18.15	
00700	7	66	16	10	4	10.00	11.00	11.00	13.00	14.30	14.30	15.00	16.50	16.50	
00750	7,5	66	16	10	4	11.00	12.10	12.10	14.30	15.73	15.73	16.50	18.15	18.15	
00800	8	69	19	10	4	9.10	10.01	10.01	11.83	13.01	13.01	13.65	15.02	15.02	
00850	8,5	69	19	10	4	12.00	13.20	13.20	15.60	17.16	17.16	18.00	19.80	19.80	
00900	9	69	19	10	4	11.00	12.10	12.10	14.30	15.73	15.73	16.50	18.15	18.15	
00950	9,5	69	19	10	4	12.00	13.20	13.20	15.60	17.16	17.16	18.00	19.80	19.80	
01000	10	72	22	10	4	9.90	10.89	10.89	12.87	14.16	14.16	14.85	16.34	16.34	
01100	11	79	22	12	4	12.50	13.75	13.75	16.25	17.88	17.88	18.75	20.63	20.63	
01200	12	83	26	12	4	11.24	12.36	12.36	14.61	16.07	16.07	16.86	18.55	18.55	
01300	13	83	26	12	4	14.00	15.40	15.40	18.20	20.02	20.02	21.00	23.10	23.10	
01400	14	83	26	12	4	12.74	14.01	14.01	16.56	18.22	18.22	19.11	21.02	21.02	
01500	15	83	26	12	4	13.24	14.56	14.56	17.21	18.93	18.93	19.86	21.85	21.85	
01600	16	92	32	16	4	13.24	14.56	14.56	17.21	18.93	18.93	19.86	21.85	21.85	
01700	17	92	32	16	4	20.74	22.81	22.81	26.96	29.66	29.66	31.11	34.22	34.22	
01800	18	92	32	16	4	17.24	18.96	18.96	22.41	24.65	24.65	25.86	28.45	28.45	
01900	19	92	32	16	4	25.50	28.05	28.05	33.15	36.47	36.47	38.25	42.08	42.08	
02000	20	104	38	20	4	21.24	23.36	23.36	27.61	30.37	30.37	31.86	35.05	35.05	
02200	22	104	38	20	6	27.00	29.70	29.70	35.10	38.61	38.61	40.50	44.55	44.55	
02400	24	121	45	25	6	31.50	34.65	34.65	40.95	45.05	45.05	47.25	51.98	51.98	
02500	25	121	45	25	6	31.50	34.65	34.65	40.95	45.05	45.05	47.25	51.98	51.98	
02600	26	121	45	25	6	34.50	37.95	37.95	44.85	49.34	49.34	51.75	56.93	56.93	
02800	28	121	45	25	6	35.50	39.05	39.05	46.15	50.77	50.77	53.25	58.58	58.58	
03000	30	121	45	25	6	44.00	48.40	48.40	57.20	62.92	62.92	66.00	72.60	72.60	
03200	32	133	53	32	6	44.00	48.40	48.40	57.20	62.92	62.92	66.00	72.60	72.60	

DIN 844 N CC

GLODALA VREtenASTA
VALJKASTA DRŠKA

END MILLS
STRAIGHT SHANK

SCHAFTFRÄSER
ZYLINDERSCHAFT



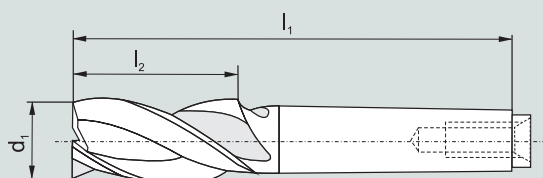
Series						SG21	SG22	SG23	SG24	SG25	SG26	SG27	SG28	SG29
	Material					HSS	HSS	HSS	Co 5%	Co 5%	Co 5%	Co 8%	Co 8%	Co 8%
	Type of shank					straight	weldon	screwed	straight	weldon	screwed	straight	weldon	screwed
	Form					A	B	D	A	B	D	A	B	D
	d ₁	l ₁	l ₂	d ₂	Z	price EUR								
	mm	mm	mm	mm		each	each	each	each	each	each	each	each	each
00400	4	55	11	6	4	8.58	9.44	9.44	11.15	12.27	12.27	12.87	14.16	14.16
00450	4,5	55	11	6	4	10.67	11.74	11.71	13.87	15.26	15.26	166.01	17.61	17.61
00500	5	57	13	6	4	8.91	9.80	9.80	11.58	12.74	12.74	13.37	14.70	14.70
00550	5,5	57	13	6	4	11.00	12.10	12.10	14.30	15.73	15.73	16.50	18.15	18.15
00600	6	57	13	6	4	9.17	10.09	10.09	11.93	13.12	13.12	13.76	15.14	15.14
00650	6,5	66	16	10	4	12.10	13.31	13.31	15.73	17.30	17.30	18.15	19.97	19.97
00700	7	66	16	10	4	11.00	12.10	12.10	14.30	15.73	15.73	16.50	18.15	18.15
00750	7,5	66	16	10	4	12.10	13.31	13.31	15.73	17.30	17.30	18.15	19.97	19.97
00800	8	69	19	10	4	10.01	11.01	11.01	13.01	14.31	14.31	15.02	16.52	16.52
00850	8,5	69	19	10	4	13.20	14.52	14.52	17.16	18.88	18.88	19.80	21.78	21.78
00900	9	69	19	10	4	12.10	13.31	13.31	15.73	17.30	17.30	18.15	19.97	19.97
00950	9,5	69	19	10	4	13.20	14.52	14.52	17.16	18.88	18.88	19.80	21.78	21.78
01000	10	72	22	10	4	10.89	11.98	11.98	14.16	15.57	15.57	16.34	17.97	17.97
01100	11	79	22	12	4	13.75	15.13	15.13	17.88	19.66	19.66	20.63	22.69	22.69
01200	12	83	26	12	4	12.36	13.60	13.60	16.07	17.68	17.68	18.55	20.40	20.40
01300	13	83	26	12	4	15.40	16.94	16.94	20.02	22.02	22.02	23.10	25.41	25.41
01400	14	83	26	12	4	14.01	15.42	15.42	18.22	20.04	20.04	21.02	23.12	23.12
01500	15	83	26	12	4	14.56	16.02	16.02	18.93	20.83	20.83	21.85	24.03	24.03
01600	16	92	32	16	4	14.56	16.02	16.02	18.93	20.83	20.83	21.85	24.03	24.03
01700	17	92	32	16	4	22.81	25.10	25.10	29.66	32.62	32.62	34.22	37.64	37.64
01800	18	92	32	16	4	18.96	20.86	20.86	24.65	27.12	27.12	28.44	31.29	31.29
01900	19	92	32	16	4	28.05	30.86	30.86	36.47	40.11	40.11	42.08	46.28	46.28
02000	20	104	38	20	4	23.36	25.70	25.70	30.37	33.41	33.41	35.05	38.55	38.55
02200	22	104	38	20	6	29.70	32.67	32.67	38.61	42.47	42.47	44.55	49.01	49.01
02400	24	121	45	25	6	34.65	38.12	38.12	45.05	49.55	49.55	51.98	57.17	57.17
02500	25	121	45	25	6	34.65	38.12	38.12	45.05	49.55	49.55	51.98	57.17	57.17
02600	26	121	45	25	6	37.95	41.75	41.75	49.34	54.27	54.27	56.93	62.62	62.62
02800	28	121	45	25	6	39.05	42.96	42.96	50.77	55.84	55.84	58.58	64.43	64.43
03000	30	121	45	25	6	48.40	53.24	53.24	62.92	69.21	69.21	72.60	79.86	79.86
03200	32	133	53	32	6	48.40	53.24	53.24	62.92	69.21	69.21	72.60	79.86	79.86

DIN 845 B

GLODALA VREtenASTA
KUPASTA DRŠKA

END MILLS
MORSE TAPER SHANK

SCHAFTERÄSER
MORSEKEGEL



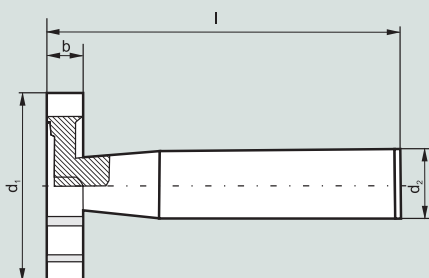
Series	Material					SG41	SG42	SG43
	Type					HSS	Co 5%	Co 8%
	d_1	l_1	l_2	MT	M	N	N	N
	mm	mm	mm					
					each	each	each	
00600	6	89	22	1	M6	15.74	20.46	23.61
00700	7	89	22	1	M6	15.74	20.46	23.61
00800	8	96	25	1	M6	15.74	20.46	23.61
00900	9	96	25	1	M6	17.50	22.75	26.25
01000	10	92	22	1	M6	15.24	19.81	22.86
01100	11	92	22	1	M6	18.00	23.40	27.00
01200	12	96	26	1	M6	16.24	21.11	24.36
01300	13	96	26	1	M6	19.50	25.35	29.25
01400	14	111	26	2	M10	17.74	23.06	26.61
01500	15	111	26	2	M10	19.74	25.66	29.61
01600	16	117	32	2	M10	19.74	25.66	29.61
01700	17	117	32	2	M10	26.50	34.45	39.75
01800	18	117	32	2	M10	22.00	28.60	33.00
01900	19	117	32	2	M10	30.50	39.65	45.75
02000	20	123	38	2	M10	25.50	33.15	38.25
02100	21	123	38	2	M10	36.50	47.45	54.75
02200	22	123	38	2	M10	30.50	39.65	45.75
02300	23	123	38	2	M10	44.00	57.20	66.00
02400	24	147	45	3	M12	36.50	47.45	54.75
02500	25	147	45	3	M12	36.50	47.45	54.75
02600	26	147	45	3	M12	47.00	61.10	70.50
02700	27	147	45	3	M12	51.00	66.30	76.50
02800	28	147	45	3	M12	42.50	55.25	63.75
02900	29	147	45	3	M12	79.00	102.70	118.50
03000	30	147	45	3	M12	66.00	85.80	99.00
04000	40	188	63	4	M16	70.40	91.52	105.60
05000	50	233	75	5	M20	132.00	171.60	198.00

DIN 850 A

GLODALA ZA ŽLIJEB ZA SEGMENTNI KLIN
VALJKASTA DRŠKA

WOODRUFF KEYSEAT CUTTERS
STRAIGHT SHANK

SCHAFTFRÄSER
ZYLINDERSCHAFT



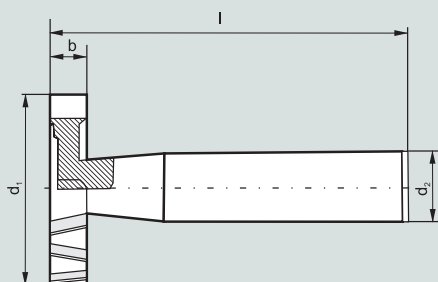
Series						SG51	SG52	SG53	SG54	SG55	SG56
	Material					HSS	Co 5%	HSS	Co 5%	HSS	Co 5%
	Type of shank					straight	straight	weldon	weldon	screwed	screwed
	d ₁	l	b	d ₂	Z	price EUR					
mm	mm	mm	mm	A	each	each	each	each	each	each	
045010	4,5	50	1	6	10	14.80	19.24	15.54	20.20	15.54	20.20
075015	7,5	50	1,5	6	10	16.00	20.80	16.80	21.84	16.80	21.84
075020	7,5	50	2	6	10	16.00	20.80	16.80	21.84	16.80	21.84
105020	10,5	50	2	6	10	18.00	23.40	18.90	24.57	18.90	24.57
105025	10,5	50	2,5	6	10	18.00	23.40	18.90	24.57	18.90	24.57
105030	10,5	50	3	6	10	18.00	23.40	18.90	24.57	18.90	24.57
135030	13,5	56	3	10	10	20.00	26.00	21.00	27.30	21.00	27.30
135040	13,5	56	4	10	10	20.00	26.00	21.00	27.30	21.00	27.30
165030	16,5	56	3	10	10	21.60	28.08	22.68	29.48	22.68	29.48
165040	16,5	56	4	10	10	21.60	28.08	22.68	29.48	22.68	29.48
165050	16,5	56	5	10	10	21.60	28.08	22.68	29.48	22.68	29.48
195040	19,5	63	4	10	10	23.60	30.68	24.78	32.21	24.78	32.21
195050	19,5	63	5	10	12	23.60	30.68	24.78	32.21	24.78	32.21
195060	19,5	63	6	10	12	23.60	30.68	24.78	32.21	24.78	32.21
225050	22,5	63	5	10	12	27.60	35.88	28.98	37.67	28.98	37.67
225060	22,5	63	6	10	12	27.60	35.88	28.98	37.67	28.98	37.67
225080	22,5	63	8	10	12	27.60	35.88	28.98	37.67	28.98	37.67
255060	25,5	63	6	10	14	35.60	46.28	37.38	48.59	37.38	48.59
285060	28,5	63	6	10	16	40.00	52.00	42.00	54.60	42.00	54.60
285080	28,5	63	8	10	16	40.00	52.00	42.00	54.60	42.00	54.60
285100	28,5	71	10	12	16	40.00	52.00	42.00	54.60	42.00	54.60
325070	32,5	71	7	12	18	44.40	57.72	46.62	60.61	46.62	60.61
325080	32,5	71	8	12	18	44.40	57.72	46.62	60.61	46.62	60.61
325100	32,5	71	10	12	18	44.40	57.72	46.62	60.61	46.62	60.61
455100	45,5	71	10	12	22	86.40	112.32	90.72	117.94	90.72	117.94

DIN 850 B

GLODALA ZA ŽLIJEB ZA SEGMENTNI KLIN
VALJKASTA DRŠKA

WOODRUFF KEYSEAT CUTTERS
STRAIGHT SHANK

SCHAFTFRÄSER
ZYLINDERSCHAFT



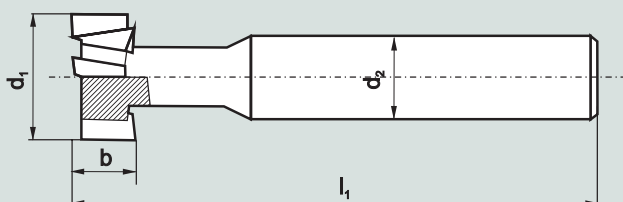
Series						SG61	SG62	SG63	SG64	SG65	SG66
	Material					HSS	Co 5%	HSS	Co 5%	HSS	Co 5%
	Type of shank					straight	straight	weldon	weldon	screwed	screwed
	d ₁	l	b	d ₂	Z	price EUR					
	mm	mm	mm	mm	A	each	each	each	each	each	each
045010	4,5	50	1	6	10	14.80	19.24	15.54	20.20	15.54	20.20
075015	7,5	50	1,5	6	10	16.00	20.80	16.80	21.84	16.80	21.84
075020	7,5	50	2	6	10	16.00	20.80	16.80	21.84	16.80	21.84
105020	10,5	50	2	6	10	18.00	23.40	18.90	24.57	18.90	24.57
105025	10,5	50	2,5	6	10	18.00	23.40	18.90	24.57	18.90	24.57
105030	10,5	50	3	6	10	18.00	23.40	18.90	24.57	18.90	24.57
135030	13,5	56	3	10	10	20.00	26.00	21.00	27.30	21.00	27.30
135040	13,5	56	4	10	10	20.00	26.00	21.00	27.30	21.00	27.30
165030	16,5	56	3	10	10	21.60	28.08	22.68	29.48	22.68	29.48
165040	16,5	56	4	10	10	21.60	28.08	22.68	29.48	22.68	29.48
165050	16,5	56	5	10	10	21.60	28.08	22.68	29.48	22.68	29.48
195040	19,5	63	4	10	10	23.60	30.68	24.78	32.21	24.78	32.21
195050	19,5	63	5	10	12	23.60	30.68	24.78	32.21	24.78	32.21
195060	19,5	63	6	10	12	23.60	30.68	24.78	32.21	24.78	32.21
225050	22,5	63	5	10	12	27.66	35.88	28.98	37.67	28.98	37.67
225060	22,5	63	6	10	12	27.66	35.88	28.98	37.67	28.98	37.67
225080	22,5	63	8	10	12	27.66	35.88	28.98	37.67	28.98	37.67
255060	25,5	63	6	10	14	35.60	46.28	37.38	48.59	37.38	48.59
285060	28,5	63	6	10	16	40.00	52.00	42.00	54.60	42.00	54.60
285080	28,5	63	8	10	16	40.00	52.00	42.00	54.60	42.00	54.60
285100	28,5	71	10	12	16	40.00	52.00	42.00	54.60	42.00	54.60
325070	32,5	71	7	12	18	44.40	57.72	46.62	60.61	46.62	60.61
325080	32,5	71	8	12	18	44.40	57.72	46.62	60.61	46.62	60.61
325100	32,5	71	10	12	18	44.40	57.72	46.62	60.61	46.62	60.61
455100	45,5	71	10	12	22	86.40	112.32	90.72	117.94	90.72	117.94

DIN 851 A

GLODALA ZA T-ŽLIJEB
VALJKASTA DRŠKA

T SLOT CUTTERS
STRAIGHT SHANK

T – NUTENFRÄSER
ZYLINDERSCHAFT



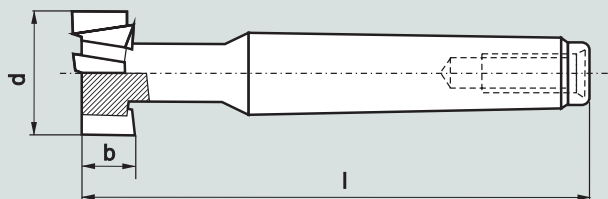
Series						SG71	SG72	SG73	SG74	SG75	SG76
	Material					HSS	Co 5%	HSS	Co 5%	HSS	Co 5%
	Type of shank					straight	straight	weldon	weldon	screwed	screwed
	d ₁	l ₁	b	d ₂	Z	price EUR					
	mm	mm	mm	mm		each	each	each	each	each	each
110040	11	53,5	4	10	6	24.24	30.30	25.45	31.82	25.45	31.82
125060	12,5	57	6	10	6	24.24	30.30	25.45	31.82	25.45	31.82
160080	16	62	8	10	6	29.60	37.00	31.08	38.85	31.08	38.85
180080	18	70	8	12	6	32.40	40.50	34.02	42.53	34.02	42.53
210090	21	74	9	12	8	36.40	45.50	38.22	47.78	38.22	47.78
250110	25	82	11	16	8	49.60	62.00	52.08	65.10	52.08	65.10
320140	32	90	14	16	8	59.20	74.00	62.16	77.70	62.16	77.70
400180	40	108	18	25	10	102.00	127.50	107.10	133.88	107.10	133.88
500220	50	124	22	32	10	159.20	199.00	167.16	208.95	167.16	208.95

DIN 851 B

GLODALA ZA T-ŽLIJEB
MK DRŠKA

T SLOT CUTTERS
MORSE TAPER SHANK

T – NUTENFRÄSER
MORSEKEGELSCHAFT



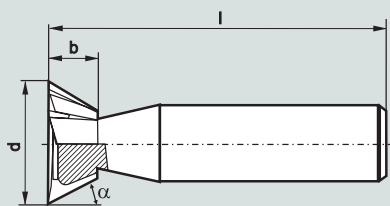
Series	Material					SG78	SG79
						HSS	Co 5%
	d	l	b	MT	Z	price EUR	
	mm	mm	mm			each	each
180080	18	82	8	1	6	37.60	47.00
210090	21	102	9	2	8	43.20	54.00
250110	25	104	11	2	8	55.60	69.50
320140	32	111	14	2	8	64.00	80.00
400180	40	140	18	3	10	121.20	151.50
500220	50	187	22	4	10	168.00	210.00
600280	60	201	28	4	12	204.00	255.00
720350	72	248	35	5	14	290.00	362.50
850450	85	255	40	5	14	345.20	431.50
950440	95	264	44	5	14	400.00	500.00

DIN 1833

GLODALA UGAONA
VALJKASTA DRŠKA

DOVETAIL CUTTERS
STRAIGHT SHANK

WINKELFRÄSER
ZYLINDERSCHAFT



DIN 1833 - A

DIN 1833 - B




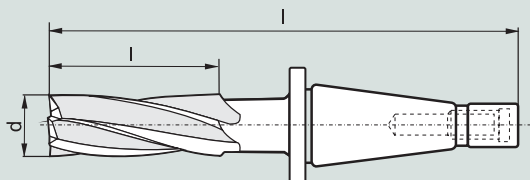
Series	Material					SG81	SG82	SG83	SG84	SG85	SG86	SG87	SG88
						HSS	Co 5%	HSS	Co 5%	HSS	Co 5%	HSS	Co 5%
	Type of shank					straight	straight	screwed	screwed	straight	straight	screwed	screwed
	d ₁	l ₁	b	α	Z	price EUR							
mm	mm	mm	each			each	each	each	each	each	each	each	
16045	16	60	4	45°	10	24.40	29.28	26.84	32.21	24.40	29.28	26.84	32.21
20045	20	63	5	45°	10	28.40	34.08	31.24	37.49	28.40	34.08	31.24	37.49
25045	25	67	6,3	45°	10	40.40	48.48	44.44	53.33	40.40	48.48	44.44	53.33
16060	16	60	6,3	60°	10	24.40	29.28	26.84	32.21	24.40	29.28	26.84	32.21
20060	20	63	8	60°	10	28.40	34.08	31.24	37.49	28.40	34.08	31.24	37.49
25060	25	67	10	60°	10	40.40	48.48	44.44	53.33	40.40	48.48	44.44	53.33
16070	16	60	7	70°	10	24.40	29.28	26.84	32.21	24.40	29.28	26.84	32.21
20070	20	63	9	70°	10	28.40	34.08	31.24	37.49	28.40	34.08	31.24	37.49
25070	25	67	11	70°	10	40.40	48.48	44.44	53.33	40.40	48.48	44.44	53.33

DIN 2328

GLODALA VREtenASTA
SK DRŠKA (DIN 2080)

END MILLS
7/24 TAPER SHANK (DIN 2080)

SCHAFTFRÄSER
STEILKEGELSCHAFT (DIN 2080)



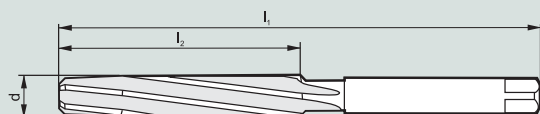
Series	Material					SG91	SG92
	d	l	l ₁	Z	SK	HSS	Co 5%
						price EUR	
mm	mm	mm			each	each	
32188	32	188	53	6	40	108.00	135.00
32241	32	241	106	6	40	144.00	180.00
36188	36	188	53	6	40	117.20	146.50
36241	36	241	106	6	40	159.20	199.00
40198	40	198	63	6	40	134.00	167.50
40260	40	260	125	6	40	212.40	265.50
45198	45	198	63	8	40	165.20	206.50
45260	45	260	125	8	40	235.20	294.00
50210	50	210	75	8	40	192.00	240.00
50285	50	285	150	8	40	285.20	356.50
56210	56	210	75	8	40	244.00	305.00
56285	56	285	150	8	40	380.00	475.00
40240	40	240	63	6	50	209.20	261.50
40302	40	302	150	6	50	280.00	350.00
45240	45	240	63	6	50	255.20	319.00
45302	45	302	150	6	50	355.20	444.00
50252	50	252	75	6	50	246.00	307.50
50327	50	327	150	6	50	340.00	425.00
56252	56	252	75	8	50	295.20	369.00
56327	56	327	150	8	50	410.00	512.50
63267	63	267	90	8	50	350.00	437.50
63357	63	357	180	8	50	500.00	625.00
80283	80	283	106	8	50	560.00	700.00
80389	80	389	212	8	50	771.20	964.00

DIN 206

RAZVRTAČI RUČNI
VALJKASTA DRŠKA

HAND REAMERS
STRAIGHT SHANK

HANDREIBAHLEN
ZYLINDERSCHAFT



Series				SR01	SR02	SR03	SR04
	Material			HSS	Co 5%	HSS	Co 5%
	Type			A	A	B	B
	d	l ₁	l ₂	price EUR			
mm	mm	mm	each	each	each	each	
00200	2	50	25	6.70	10.05	6.70	10.05
00220	2,2	54	27	7.55	11.33	7.55	11.33
00250	2,5	58	29	6.90	10.35	6.90	10.35
00280	2,8	62	31	8.15	12.23	8.15	12.23
00300	3	62	31	7.50	11.25	7.50	11.25
00320	3,2	66	33	7.80	11.70	7.80	11.70
00350	3,5	71	35	7.80	11.70	7.80	11.70
00400	4	76	38	7.80	11.70	7.80	11.70
00450	4,5	81	41	8.95	13.43	8.95	13.43
00500	5	87	44	8.75	13.13	8.75	13.13
00550	5,5	93	47	9.70	14.55	9.70	14.55
00600	6	93	47	9.05	13.58	9.05	13.58
00700	7	107	54	9.70	14.55	9.70	14.55
00800	8	115	58	10.30	15.45	10.30	15.45
00900	9	124	62	11.55	17.33	11.55	17.33
01000	10	133	66	12.00	18.00	12.00	18.00
01100	11	142	71	12.80	19.20	12.80	19.20
01200	12	152	76	14.05	21.08	14.05	21.08
01300	13	152	76	15.30	22.95	15.30	22.95
01400	14	163	81	17.20	25.80	17.20	25.80
01500	15	163	81	18.75	28.13	18.75	28.13
01600	16	175	87	20.00	30.00	20.00	30.00
01700	17	175	87	21.85	32.78	21.85	32.78
01800	18	188	93	23.15	34.73	23.15	34.73
01900	19	188	93	27.20	40.80	27.20	40.80
02000	20	201	100	27.50	41.25	27.50	41.25
02200	22	215	107	31.25	46.88	31.25	46.88
02400	24	231	115	38.15	57.23	38.15	57.23
02500	25	231	115	39.40	59.10	39.40	59.10
02600	26	231	115	43.15	64.73	43.15	64.73

Series				SR01	SR02	SR03	SR04
	Material			HSS	Co 5%	HSS	Co 5%
	Type			A	A	B	B
	d	l ₁	l ₂	price EUR			
mm	mm	mm	each	each	each	each	
02800	28	247	124	48.75	73.13	48.75	73.13
03000	30	247	124	53.15	79.73	53.15	79.73
03200	32	265	133	62.50	93.75	62.50	93.75
03400	34	284	142	81.25	121.88	81.25	121.88
03500	35	284	142	77.50	116.25	77.50	116.25
03600	36	284	142	90.65	135.98	90.65	135.98
03800	38	305	152	100.00	150.00	100.00	150.00
04000	40	305	152	100.00	150.00	100.00	150.00
04200	42	305	152	120.50	180.75	120.50	180.75
04400	44	326	163	153.50	230.25	153.50	230.25
04500	45	326	163	140.50	210.75	140.50	210.75
04600	46	326	163	185.50	278.25	185.50	278.25
04800	48	347	174	198.50	297.75	198.50	297.75
05000	50	347	174	178.00	267.00	178.00	267.00

DIN 208

RAZVRTAČ MAŠINSKI
MK DRŠKA

MACHINE REAMERS
MORSE TAPER SHANK

MASCHINENREIBAHLEN
MORSEKEGELSCHAFT



Series	Material				SR11	SR12	SR13	SR14
	Type				HSS	Co 5%	HSS	Co 5%
	d	l ₁	l ₂	MT	A	A	B	B
	mm	mm	mm		price EUR			
				each	each	each	each	
00300	3	125	20	1	13.75	20.63	13.75	20.63
00400	4	133	22	1	13.55	20.63	13.55	20.63
00500	5	133	23	1	14.05	21.08	14.05	21.08
00600	6	138	26	1	14.70	21.60	14.70	21.60
00700	7	150	31	1	14.70	22.05	14.70	22.05
00800	8	156	33	1	14.70	22.05	14.70	22.05
00900	9	162	36	1	16.55	24.83	16.55	24.83
01000	10	168	38	1	15.65	23.48	15.65	23.48
01100	11	175	41	1	16.55	24.83	16.55	24.83
01200	12	182	44	1	16.55	24.83	16.55	24.83
01300	13	182	44	1	12.80	19.20	12.80	19.20
01400	14	189	47	1	17.50	26.25	17.50	26.25
01500	15	204	50	2	18.10	27.15	18.10	27.15
01600	16	210	52	2	19.70	29.55	19.70	29.55
01700	17	214	54	2	21.25	31.88	21.25	31.88
01800	18	219	56	2	21.88	32.81	21.88	32.81
01900	19	223	58	2	24.05	36.08	24.05	36.08
02000	20	228	60	2	24.05	36.08	24.05	36.08
02100	21	232	62	2	27.80	41.70	27.80	41.70
02200	22	237	64	2	27.50	41.25	27.50	41.25
02300	23	241	66	2	30.95	46.43	30.95	46.43
02400	24	268	68	3	31.90	47.85	31.90	47.85
02500	25	268	68	3	33.10	49.65	33.10	49.65
02600	26	273	70	3	36.85	55.28	36.85	55.28
02700	27	277	71	3	41.85	62.78	41.85	62.78
02800	28	277	71	3	39.35	59.03	39.35	59.03
02900	29	281	73	3	45.60	68.40	45.60	68.40
03000	30	281	73	3	45.00	67.50	45.00	67.50
03100	31	285	75	3	53.10	79.65	53.10	79.65
03200	32	317	77	4	53.75	80.63	53.75	80.63

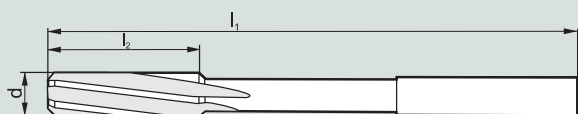
Series					SR11	SR12	SR13	SR14
	Material				HSS	Co 5%	HSS	Co 5%
	Type				A	A	B	B
	d	l ₁	l ₂	MT	price EUR			
mm	mm	mm	each		each	each	each	
03300	33	317	77	4	65.60	98.40	65.60	98.40
03400	34	321	78	4	65.00	97.50	65.00	97.50
03500	35	321	78	4	65.00	97.50	65.00	97.50
03600	36	325	79	4	71.25	106.88	71.25	106.88
03800	38	329	81	4	79.40	119.10	79.40	119.10
04000	40	329	81	4	82.50	123.75	82.50	123.75
04200	42	333	82	4	87.50	131.25	87.50	131.25
04400	44	336	83	4	106.25	159.38	106.25	159.38
04500	45	336	83	4	100.65	150.98	100.65	150.98
04600	46	340	84	4	108.15	162.23	108.15	162.23
04700	47	340	84	4	130.00	195.00	130.00	195.00
04800	48	344	86	4	118.75	178.13	118.75	178.13
05000	50	344	86	4	128.15	192.23	128.15	192.23

DIN 212

RAZVRTAČ MAŠINSKI
VALJKASTA DRŠKA

MACHINE REAMERS
STRAIGHT SHANK

MASCHINENREIBAHLEN
ZYLINDERSCHAFT



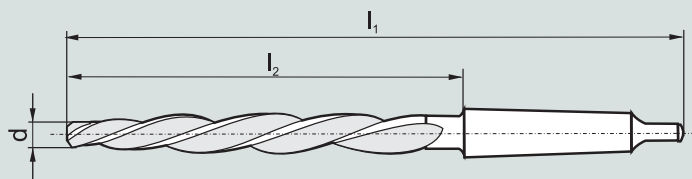
Series				SR21	SR22	SR23	SR24
	Material			HSS	Co 5%	HSS	Co 5%
	Type			C	C	D	D
	d	l ₁	l ₂	price EUR			
mm	mm	mm	each	each	each	each	
00200	2	49	11	5.55	8.33	5.55	8.33
00220	2,2	53	12	6.20	9.30	6.20	9.30
00250	2,5	57	14	5.80	8.70	5.80	8.70
00280	2,8	61	15	6.30	9.45	6.30	9.45
00300	3	61	15	5.65	8.48	5.65	8.48
00320	3,2	65	16	6.25	9.38	6.25	9.38
00350	3,5	70	18	6.25	9.38	6.25	9.38
00400	4	75	19	6.40	9.60	6.40	9.60
00450	4,5	80	21	6.75	10.13	6.75	10.13
00500	5	86	23	6.80	10.20	6.80	10.20
00550	5,5	93	26	7.20	10.80	7.20	10.80
00600	6	93	26	7.20	10.80	7.20	10.80
00650	6,5	101	28	8.15	12.23	8.15	12.23
00700	7	109	31	8.15	12.23	8.15	12.23
00800	8	117	33	8.90	13.35	8.90	13.35
00900	9	125	36	10.30	15.45	10.30	15.45
01000	10	133	38	11.25	16.88	11.25	16.88
01100	11	142	41	14.05	21.08	14.05	21.08
01200	12	151	44	14.40	21.60	14.40	21.60
01300	13	151	44	15.65	23.48	15.65	23.48
01400	14	160	47	16.90	25.35	16.90	25.35
01500	15	162	50	17.50	26.25	17.50	26.25
01600	16	170	52	18.75	28.13	18.75	28.13
01700	17	175	54	21.25	31.88	21.25	31.88
01800	18	182	56	21.90	32.85	21.90	32.85
01900	19	189	58	26.25	39.38	26.25	39.38
02000	20	195	60	25.00	37.50	25.00	37.50
02100	21	215	55	36.90	55.35	36.90	55.35
02200	22	225	55	33.75	50.63	33.75	50.63
02300	23	230	60	41.25	61.88	41.25	61.88
02400	24	240	60	38.15	57.23	38.15	57.23
02500	25	245	60	38.75	58.13	38.75	58.13
02600	26	250	60	45.00	67.50	45.00	67.50
02700	27	260	60	54.40	81.60	54.40	81.60
02800	28	270	65	55.65	83.48	55.65	83.48
02900	29	270	65	66.25	99.38	66.25	99.38
03000	30	280	70	65.00	97.50	65.00	97.50
03100	31	290	75	78.75	118.13	78.75	118.13

DIN 311

RAZVRTAČI ZA RUPE ZAKIVAKA
MT DRŠKA

BRIDGE REAMERS
MORSE TAPER SHANK

NIETLOCHREIBAHLEN
MORSEKEGELSCHAFT



Series	Material				SR37	SR38
	Type				HSS	Co 5%
	d	l ₁	l ₂	MT	B	B
	mm	mm	mm		price EUR	
				each	each	
00640	6,4	151	75	1	23.64	35.46
00740	7,4	156	80	1	23.64	35.46
00840	8,4	161	85	1	23.64	35.46
00950	9,5	166	90	1	23.64	35.46
01000	10	171	95	1	23.64	35.46
01100	11	176	100	1	23.64	35.46
01200	12	199	105	2	24.00	36.00
01300	13	199	105	2	24.00	36.00
01400	14	209	115	2	26.66	39.96
01500	15	219	125	2	26.16	39.24
01600	16	229	135	2	30.00	45.00
01700	17	238	135	2	32.28	48.42
01800	18	261	145	3	35.28	52.92
01900	19	261	145	3	36.78	55.17
02000	20	271	155	3	39.78	59.67
02100	21	271	155	3	41.28	61.92
02200	22	281	165	3	45.78	68.67
02300	23	281	165	3	47.28	70.92
02400	24	296	180	3	49.50	74.25
02500	25	296	180	3	51.00	76.50
02600	26	296	180	3	57.78	86.67
02700	27	311	195	3	63.78	95.67
02800	28	311	195	3	68.28	102.42
02900	29	311	195	3	78.78	118.17
03000	30	311	195	3	81.78	122.67
03100	31	326	210	3	93.78	140.67
03200	32	354	210	4	99.00	148.50
03300	33	354	210	4	105.00	157.50
03400	34	364	220	4	111.00	166.50
03600	36	364	220	4	123.00	184.50
03700	37	364	220	4	127.50	191.25
04000	40	374	230	4	146.28	219.42

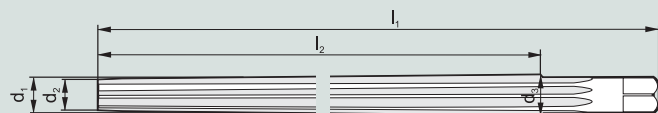


DIN 9

RAZVRTAČI KUPASTI 1:50
VALJKASTA DRŠKA

HAND TAPER PIN REAMERS, TAPER 1:50
STRAIGHT SHANK

HAND-KEGELREIBAHLEN, KEGEL 1:50
ZYLINDERSCHAFT



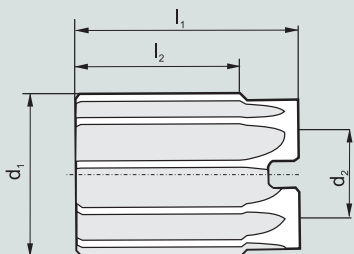
Series						SR 31	SR 32	SR 33	SR 34
	Material					HSS	Co 5%	HSS	Co 5%
	Type					A	A	B	B
	d ₁	l ₁	l ₂	d ₂	d ₃	price EUR			
mm	mm	mm	mm	mm	each	each	each	each	
00300	3	80	58	2,9	4,06	9.00	13.50	9.00	13.50
00400	4	93	68	3,9	5,26	9.84	14.76	9.84	14.76
00500	5	100	73	4,9	6,36	12.78	19.17	12.78	19.17
00600	6	135	105	5,9	8.00	15.78	23.67	15.78	23.67
00650	6,5	148	118	6,4	8,76	16.86	25.29	16.86	25.29
00700	7	160	130	6,9	9.50	21.36	32.04	21.36	32.04
00800	8	180	145	7,9	10.80	25.86	38.79	25.86	38.79
00900	9	190	152	8,9	11,94	31.14	46.71	31.14	46.71
01000	10	215	175	9,9	13.40	31.86	47.79	31.86	47.79
01200	12	255	210	11,8	16.00	45.00	67.50	45.00	67.50
01300	13	255	210	12,8	17.00	51.00	76.50	51.00	76.50
01400	14	255	210	13,8	18.00	52.50	78.75	52.50	78.75
01600	16	280	230	15,8	20.40	65.25	97.88	65.25	97.88
02000	20	310	250	19,8	24.80	82.50	123.75	82.50	123.75
02500	25	370	300	24,7	30.70	126.00	189.00	126.00	189.00
03000	30	400	320	29,7	36.10	159.00	238.50	159.00	238.50
04000	40	430	340	39,7	46.50	256.68	385.02	256.68	385.02
05000	50	460	360	49,7	56.90	438.00	657.00	438.00	657.00

DIN 219

RAZVRTAČI MAŠINSKI NASADNI

SHELL REAMERS

AUFSTECK-REIBAHLEN



Series					SR91	SR92	SR93	SR94
	Material				HSS	Co 5%	HSS	Co 5%
	Type				A	A	B	B
	d_1	l_1	l_2	d_2	price EUR			
	mm	mm	mm	mm	each	each	each	each
02500	25	45	32	13	39.40	59.10	39.40	59.10
02600	26	45	32	13	16.50	24.75	16.50	24.75
02700	27	45	32	13	46.90	70.35	46.90	70.35
02800	28	45	32	13	42.50	63.75	42.50	63.75
02900	29	45	32	13	46.90	70.35	46.90	70.35
03000	30	45	32	13	43.15	64.73	43.15	64.73
03100	31	50	36	16	53.15	79.73	53.15	79.73
03200	32	50	36	16	46.90	70.35	46.90	70.35
03300	33	50	36	16	50.63	75.94	50.63	75.94
03400	34	50	36	16	50.63	75.94	50.63	75.94
03500	35	50	36	16	50.00	75.00	50.00	75.00
03600	36	56	40	19	55.00	82.50	55.00	82.50
03700	37	56	40	19	63.75	95.63	63.75	95.63
03800	38	56	40	19	60.00	90.00	60.00	90.00
04000	40	56	40	19	60.00	90.00	60.00	90.00
04200	42	56	40	19	63.75	95.63	63.75	95.63
04400	44	63	45	22	80.63	120.94	80.63	120.94
04500	45	63	45	22	76.88	115.31	76.88	115.31
04600	46	63	45	22	85.00	127.50	85.00	127.50
04700	47	63	45	22	86.00	129.00	86.00	129.00
04800	48	63	45	22	86.25	129.38	86.25	129.38
05000	50	63	45	22	86.25	129.38	86.25	129.38
05200	52	71	50	27	103.15	154.73	103.15	154.73
05500	55	71	50	27	105.00	157.50	105.00	157.50
05800	58	71	50	27	118.75	178.13	118.75	178.13
06000	60	71	50	27	118.75	178.13	118.75	178.13
06200	62	80	56	32	142.50	213.75	142.50	213.75
06500	65	80	56	32	145.00	217.50	145.00	217.50
06800	68	80	56	32	178.15	267.23	178.15	267.23
07000	70	80	56	32	171.25	256.88	171.25	256.88

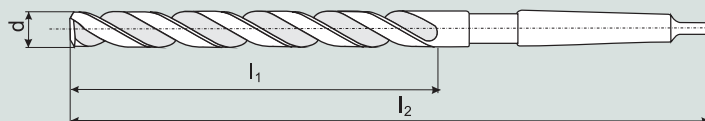
Series					SR91	SR92	SR93	SR94
	Material				HSS	Co 5%	HSS	Co 5%
	Type				A	A	B	B
	d ₁	l ₁	l ₂	d ₂	price EUR			
mm	mm	mm	mm	each	each	each	each	
07200	72	90	63	40	194.90	292.35	194.90	292.35
07500	75	90	63	40	205.65	308.48	205.65	308.48
07800	78	90	63	40	270.00	405.00	270.00	405.00
08000	80	90	63	40	245.65	368.48	245.65	368.48
08200	82	90	63	40	287.50	431.25	287.50	431.25
08500	85	90	63	40	287.50	431.25	287.50	431.25
08800	88	100	71	50	293.75	440.63	293.75	440.63
09000	90	100	71	50	312.50	468.75	312.50	468.75
09200	92	100	71	50	418.75	628.13	418.75	628.13
09500	95	100	71	50	418.75	628.13	418.75	628.13
09800	98	100	71	50	425.00	637.50	425.00	637.50
10000	100	100	71	50	431.25	646.88	431.25	646.88

DIN 343

UPUŠTAČI SPIRALNI
MK DRŠKA

CORE DRILLS
MORSE TAPER SHANK

AUFBOHRER
MORSEKEGELSCHAFT



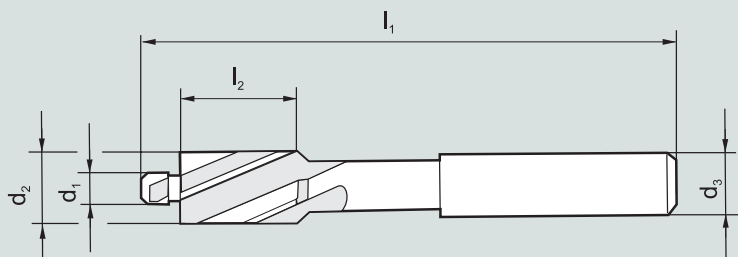
Series	Material			SU06	SU07
	d	l ₁	l ₂	HSS	Co 5%
				price EUR	
	mm	mm	mm	each	each
00800	8	156	75	17.64	22.93
00900	9	162	81	20.64	26.83
01000	10	168	87	20.64	26.83
01100	11	175	94	21.00	27.30
01200	12	182	101	21.36	27.77
01300	13	182	101	22.86	29.72
01400	14	189	108	24.00	31.20
01500	15	212	114	24.78	32.21
01600	16	218	120	27.36	35.57
01700	17	223	125	28.50	37.05
01800	18	228	130	30.00	39.00
01900	19	233	135	33.00	42.90
02000	20	238	140	34.14	44.38
02100	21	243	145	37.50	48.75
02200	22	248	150	39.78	51.71
02300	23	253	155	44.28	57.56
02400	24	281	160	46.50	60.45
02500	25	281	160	49.50	64.35
02600	26	286	165	57.00	74.10
02700	27	291	170	60.78	79.01
02800	28	291	170	63.00	81.90
02900	29	296	175	68.28	88.76
03000	30	296	175	70.50	91.65
03100	31	301	180	81.78	106.31
03200	32	334	185	96.00	124.80
03300	33	334	185	96.00	124.80
03400	34	339	190	98.28	127.76
03500	35	339	190	99.78	129.71
03600	36	344	195	108.00	140.40
03700	37	344	195	117.00	152.10
03800	38	349	200	118.50	154.05



UPUŠTAČI ČEONI SA KRUTOM VOĐICOM
VALJKASTA DRŠKA

COUNTERBORES WITH SOLID PILOT
STRAIGHT SHANK

FLACHSENKER MIT FESTEM FÜHRUNGZAPFEN
ZYLINDERSCHAFT

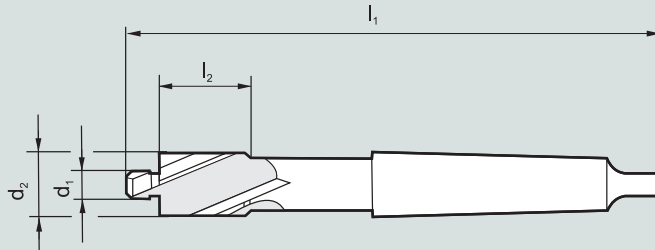


Series	Material						SU01	SU02
	for	d ₂	l ₁	l ₂	d ₁	d ₃	HSS	Co 5%
	thread	mm	mm	mm	mm	mm	price EUR	
							each	each
FINE								
F0300	M3	6	71	14	3,2	5	8.90	12.46
F0400	M4	8	71	14	4,3	5	8.00	11.20
F0500	M5	10	80	18	5,3	8	8.60	12.04
F0600	M6	11	80	18	6,4	8	9.30	13.02
F0800	M8	15	100	22	8,4	12,5	14.90	20.86
F1000	M10	18	100	22	10,5	12,5	17.90	25.06
F1200	M12	20	100	22	13	12,5	19.60	27.44
MEDIUM								
M0300	M3	6	71	14	3,4	5	8.90	12.46
M0400	M4	8	71	14	4,5	5	8.00	11.20
M0500	M5	10	80	18	5,5	8	8.60	12.04
M0600	M6	11	80	18	6,6	8	9.30	13.02
M0800	M8	15	100	22	9	12,5	14.90	20.86
M1000	M10	18	100	22	11	12,5	17.90	25.06
M1200	M12	20	100	22	14	12	19.60	27.44
CORE HOLE								
C0300	M3	6	71	14	2,5	5	8.90	12.46
C0400	M4	8	71	14	3,3	5	8.00	11.20
C0500	M5	10	80	18	4,2	8	8.60	12.04
C0600	M6	11	80	18	5	8	9.30	13.02
C0800	M8	15	100	22	6,8	12,5	14.90	20.86
C1000	M10	18	100	22	8,5	12,5	17.90	25.06
C1200	M12	20	100	22	10,2	12,5	19.60	27.44

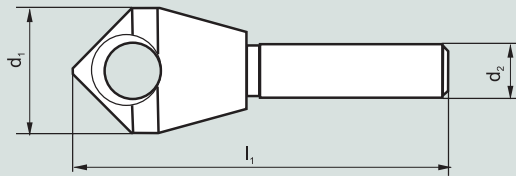
**UPUŠTAČI ČEONI SA KRUTOM VOĐICOM
MK DRŠKA**

**COUNTERBORES WITH SOLID PILOT
MORSE TAPER SHANK**

**FLACHSENKER MIT FESTEM FÜHRUNGZAPFEN
MORSEKEGELSCHAFT**



Series						SU03	SU04
Material						HSS	Co 5%
for thread	d ₂ mm	d ₁ mm	l ₁ mm	MT	price EUR		
					each	each	
FINE							
F1000	M10	18	10.5	150	2	23.60	29.50
F1200	M12	20	13	150	2	24.72	30.90
F1400	M14	24	15	160	2	29.38	36.73
F1600	M16	26	17	190	3	34.22	42.78
F1800	M18	30	19	190	3	41.00	51.25
F2000	M20	33	21	190	3	46.00	57.50
F2200	M22	36	23	205	3	61.00	76.25
MEDIUM							
M1000	M10	18	11	150	2	23.60	29.50
M1200	M12	20	14	150	2	24.72	30.90
M1400	M14	24	16	160	2	29.38	36.73
M1600	M16	26	17.5	190	3	34.22	42.78
M1800	M18	30	20	190	3	41.00	51.25
M2000	M20	33	22	190	3	46.00	57.50
M2200	M22	36	24	205	3	61.00	76.25
CORE HOLE							
C1000	M10	18	8.5	150	2	23.60	29.50
C1200	M12	20	10.2	150	2	24.72	30.90
C1400	M14	24	12	160	2	29.38	36.73
C1600	M16	26	14	190	3	34.22	42.78
C1800	M18	30	15.5	190	3	41.00	51.25
C2000	M20	33	17.5	190	3	46.00	57.50
C2200	M22	36	19.5	205	3	61.00	76.25

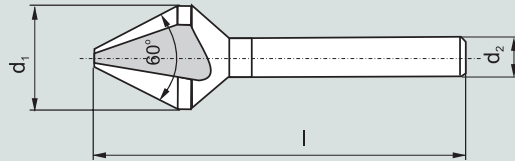
UPUŠTAČI KUPASTI SA RUPOM 90°
DEBURRING TOOLS 90°
ENGRATSENKER 90°


Series	Material				SU61	SU62
	N ₀	d ₁	l ₁	d ₂	HSS	Co 5%
		mm	mm	mm	price EUR	
NO001	1	2-5	45	6	each 5.80	each 7.25
NO002	2	5-10	48	6	each 7.40	each 9.25
NO003	3	10-15	65	8	each 14.50	each 18.13
NO004	4	15-20	86	8	each 26.00	each 32.50
NO005	5	20-25	102	10	each 44.00	each 55.00
NO006	6	25-30	115	10	each 64.00	each 80.00
NO007	7	30-35	127	12	each 42.00	each 52.50
NO008	8	35-40	136	12	each 60.00	each 75.00
NO009	9	40-50	166	12	each 75.00	each 93.75

**UPUŠTAČI KUPASTI 60°
VALJKASTA DRŠKA**

**COUNTERSINKS 60°
STRAIGHT SHANK**

**KEGELSKENKER 60°
ZYLINDERSCHAFT**

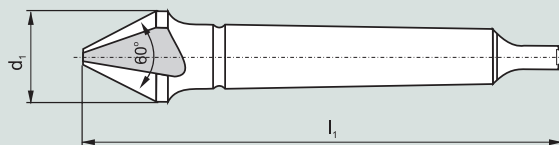


Series				SU35	SU36
	Material				HSS
Type				C	C
Number of flute				1	1
	d ₁	l	d ₂	price EUR	
	mm	mm	mm	each	each
00600	6	45	6	7.70	10.78
00800	8	50	8	8.30	11.62
01000	10	50	8	8.80	12.32
01200	12	50	8	11.20	15.68
01600	16	56	10	13.60	19.04
02000	20	60	10	20.10	28.14
02500	25	75	12	33.10	46.34
03000	30	80	12	43.40	60.76

**UPUŠTAČI KUPASTI 60°
MK DRŠKA**

**COUNTERSINKS 60°
MORSE TAPER SHANK**

**KEGELSKENKER 60°
MORSEKEGELSCHAFT**

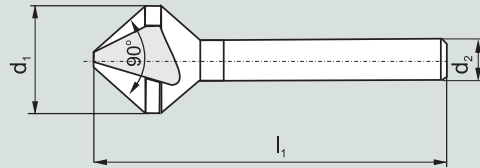


Series				SU37	SU38
	Material				HSS
Type				D	D
Number of flute				1	1
	d ₁	l ₁	MT	price EUR	
	mm	mm		each	each
01600	16	90	1	23.00	28.75
02000	20	106	2	29.00	36.25
02500	25	112	2	34.00	42.50
03150	31,5	118	2	53.00	66.25
04000	40	150	3	104.00	130.00
05000	50	160	3	169.00	211.25
06300	63	190	4	230.00	287.50
08000	80	200	4	427.00	533.75

**UPUŠTAČI KUPASTI 90°
VALJKASTA DRŠKA**

**COUNTERSINKS 90°
STRAIGHT SHANK**

**KEGELSKENKER 90°
ZYLINDERSCHAFT**

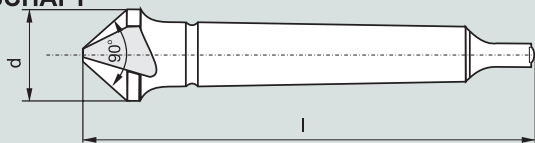


Series				SU39	SU40
	Material				HSS
Type				C	C
Number of flute				1	1
	d ₁	l ₁	d ₂	price EUR	
	mm	mm	mm	each	each
00600	6	45	6	7.70	10.78
00800	8	50	8	8.30	11.62
01000	10	50	8	8.80	12.32
01200	12	50	8	11.20	15.68
01600	16	56	10	13.60	19.04
02000	20	60	10	20.10	28.14
02500	25	75	12	33.10	46.34
03000	30	80	12	43.40	60.76

**UPUŠTAČI KUPASTI 90°
MK DRŠKA**

**COUNTERSINKS 90°
MORSE TAPER SHANK**

**KEGELSKENKER 90°
MORSEKEGELSCHAFT**



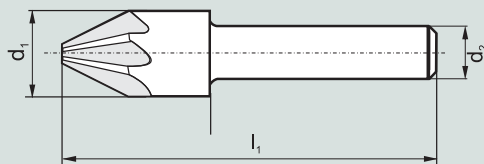
Series				SU41	SU42
	Material				HSS
Type				D	D
Number of flute				1	1
	d	l	MT	price EUR	
	mm	mm		each	each
01600	16	90	1	23.00	28.75
02000	20	106	2	29.00	36.25
02500	25	112	2	34.00	42.50
03150	31,5	118	2	53.00	66.25
04000	40	150	3	104.00	130.00
05000	50	160	3	169.00	211.25
06300	63	190	4	230.00	287.50
08000	80	200	4	427.00	533.75

DIN 334

UPUŠTAČI KUPASTI 60°
VALJKASTA DRŠKA

COUNTERSINKS 60°
STRAIGHT SHANK

KEGELSKENKER 60°
ZYLINDERSCHAFT

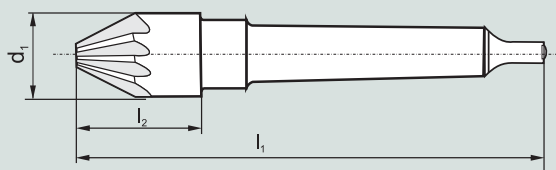


Series				SU11	SU12
Material				HSS	Co 5%
Type				A	A
Number of flute				5-7	5-7
	d ₁	l ₁	d ₂	price EUR	
	mm	mm	mm	each	each
00800	8	50	8	8.20	11.48
01250	12,5	50	8	11.08	15.51
01600	16	60	10	13.00	18.20
02000	20	63	10	18.70	26.18

UPUŠTAČI KUPASTI 60°
MK DRŠKA

COUNTERSINKS 60°
MORSE TAPER SHANK

KEGELSKENKER 60°
MORSEKEGELSCHAFT



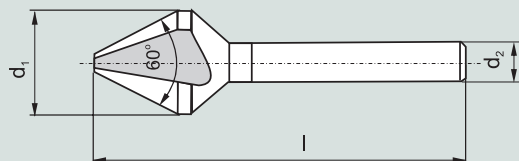
Series				SU13	SU14
Material				HSS	Co 5%
Type				B	B
Number of flute				6-18	6-18
	d ₁	l ₁	MT	price EUR	
	mm	mm		each	each
01600	16	100	1	20.00	25.00
02500	25	125	2	27.50	34.38
03150	31,5	132	2	45.00	56.25
04000	40	160	3	90.00	112.50
05000	50	170	3	146.00	182.50
06300	63	200	4	252.00	315.00
08000	80	215	4	462.00	577.50

DIN 334

UPUŠTAČI KUPASTI 60°
VALJKASTA DRŠKA

COUNTERSINKS 60°
STRAIGHT SHANK

KEGELSKENKER 60°
ZYLINDERSCHAFT

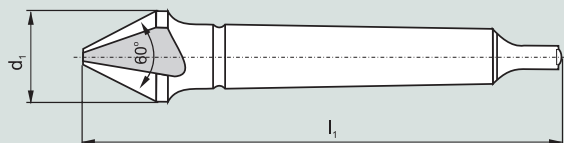


Series					SU15	SU16
	Material					HSS
Type					C	C
Number of flute					3	3
	d ₁	l ₁	d ₂	d ₃	price EUR	
	mm	mm	mm	mm	each	each
00630	6,3	45	5	1,6	7.00	9.80
00800	8	50	6	2	8.22	11.51
01250	12,5	56	8	3,2	11.00	15.40
01600	16	63	10	4	13.00	18.20
02000	20	67	10	5	18.80	26.32
02500	25	71	10	6,3	33.50	46.90

UPUŠTAČI KUPASTI 60°
MK DRŠKA

COUNTERSINKS 60°
MORSE TAPER SHANK

KEGELSKENKER 60°
MORSEKEGELSCHAFT



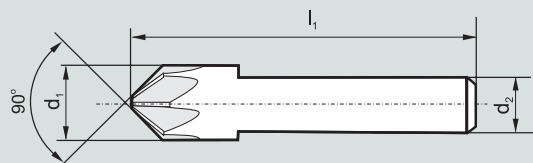
Series					SU17	SU18
	Material					HSS
Type					D	D
Number of flute					3	3
	d ₁	l ₁	d ₂	MT	price EUR	
	mm	mm	mm		each	each
01600	16	90	4	1	18.00	22.50
02000	20	106	5	2	22.00	27.50
02500	25	112	6,3	2	25.00	31.25
03150	31,5	118	10	2	42.00	52.50
04000	40	150	12,5	3	83.00	103.75
05000	50	160	16	3	145.00	181.25
06300	63	190	20	4	240.00	300.00
08000	80	200	25	4	450.00	562.50

DIN 335

UPUŠTAČI KUPASTI 90°
VALJKASTA DRŠKA

COUNTERSINKS 90°
STRAIGHT SHANK

KEGELSKENKER 90°
ZYLINDERSCHAFT

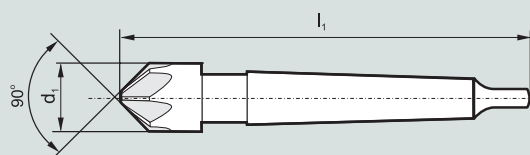


Series				SU21	SU22
	Material			HSS	CO 5%
	Type			A	A
	Number of flute			5-7	5-7
	d ₁	l ₁	d ₂	price EUR	
	mm	mm	mm	each	each
00800	8	48	8	8.00	11.20
01250	12,5	48	8	10.76	15.06
01600	16	56	10	12.20	17.08
02000	20	60	10	17.50	24.50

UPUŠTAČI KUPASTI 90°
MK DRŠKA

COUNTERSINKS 90°
MORSE TAPER SHANK

KEGELSKENKER 90°
MORSEKEGELSCHAFT



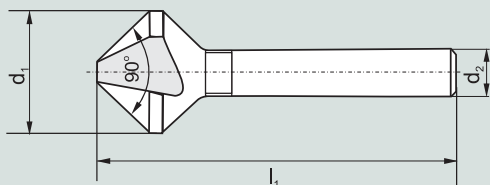
Series				SU23	SU24
	Material			HSS	CO 5%
	Type			B	B
	Number of flute			6-18	6-18
	d ₁	l ₁	MT	price EUR	
	mm	mm		each	each
01600	16	95	1	19.00	23.75
02500	25	118	2	26.13	32.66
03150	31,5	122	2	42.75	53.44
04000	40	150	3	85.50	106.88
05000	50	155	3	138.70	173.38
06300	63	185	4	239.40	299.25
08000	80	196	4	438.90	548.63

DIN 335

UPUŠTAČI KUPASTI 90°
VALJKASTA DRŠKA

COUNTERSINKS 90°
STRAIGHT SHANK

KEGELSKENKER 90°
ZYLINDERSCHAFT



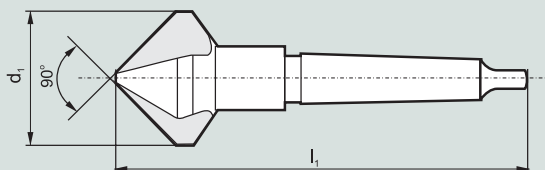
Series				SU25	SU26
	Material			HSS	CO 5%
	Type			C	C
	Number of flute			3	3
	d ₁	l ₁	d ₂	price EUR	
	mm	mm	mm	each	each
00430	4.3	40	4	6.00	8.40
00500	5	40	4	6.00	8.40
00530	5.3	40	4	6.00	8.40
00580	5.8	45	5	6.00	8.40
00600	6	45	5	6.00	8.40
00630	6.3	45	5	6.00	8.40
00700	7	50	6	6.60	9.24
00730	7.3	50	6	6.90	9.66
00800	8	50	6	7.00	9.80
00830	8.3	50	6	7.00	9.80
00940	9.4	50	6	7.80	10.92
01000	10	50	6	8.60	12.04
01040	10.4	50	6	8.80	12.32
01150	11.5	56	8	9.70	13.58
01240	12.4	56	8	9.80	13.72
01340	13.4	56	8	10.00	14.00
01500	15	60	10	10.60	14.84
01650	16.5	60	10	11.50	16.10
01900	19	63	10	15.50	21.70
02050	20.5	63	10	16.00	22.40
02300	23	67	10	24.00	33.60
02500	25	67	10	26.00	36.40
02600	26	67	10	30.00	42.00
02800	28	71	12	35.00	49.00
03000	30	71	12	36.00	50.40
03100	31	71	12	37.00	51.80

DIN 335

UPUŠTAČI KUPASTI 90°
MK DRŠKA

COUNTERSINKS 90°
MORSE TAPER SHANK

KEGELSKENKER 90°
MORSEKEGELSCHAFT

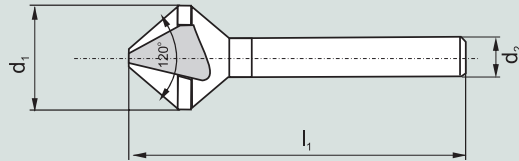


Series				SU27	SU28
	Material			HSS	CO 5%
Type			D	D	
Number of flute			3	3	
	d ₁	l ₁	MT	price EUR	
	mm	mm		each	each
01500	15	85	1	14.40	18.00
01650	16.5	85	1	16.60	20.75
01900	19	100	2	19.50	24.38
02050	20.5	100	2	20.00	25.00
02300	23	106	2	21.00	26.25
02500	25	106	2	27.70	34.63
02600	26	106	2	27.70	34.63
02800	28	112	2	34.00	42.50
03000	30	112	2	36.70	45.88
03100	31	113	2	40.00	50.00
03400	34	118	2	45.50	56.88
03700	37	118	2	51.00	63.75
04000	40	140	3	71.00	88.75
05000	50	150	3	115.00	143.75
06300	63	180	4	200.00	250.00
08000	80	190	4	372.00	465.00

**UPUŠTAČI KUPASTI 120°
VALJKASTA DRŠKA**

**COUNTERSINKS 120°
STRAIGHT SHANK**

**KEGELSKENKER 120°
ZYLINDERSCHAFT**

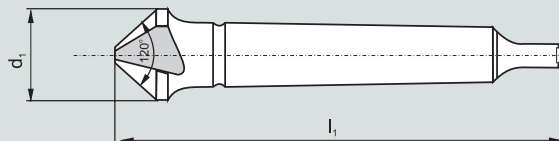


Series				SU31	SU32
	Material				HSS
Type				C	C
Number of flute				3	3
	d ₁	l ₁	d ₂	price EUR	
	mm	mm	mm	each	each
00630	6.3	45	5	7.00	9.80
00830	8.3	50	6	8.22	11.51
01040	10.4	50	6	9.80	13.72
01240	12.4	56	8	11.00	15.40
01600	16	60	10	13.00	18.20
01650	16.5	60	10	13.20	18.48
02050	20.5	63	10	18.80	26.32
02500	25	67	10	33.50	46.90

**UPUŠTAČI KUPASTI 120°
MK DRŠKA**

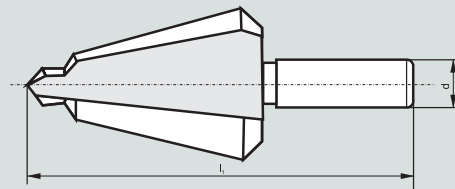
**COUNTERSINKS 120°
MORSE TAPER SHANK**

**KEGELSKENKER 120°
MORSEKEGELSCHAFT**




Series				SU33	SU34
	Material				HSS
Type				D	D
Number of flute				3	3
	d ₁	l ₁	MT	price EUR	
	mm	mm		each	each
01650	16.5	86	1	20.30	25.38
02050	20.5	103	2	25.40	31.75
02500	25	112	2	27.50	34.38
03100	31	117	2	45.20	56.50
04000	40	140	3	91.00	113.75

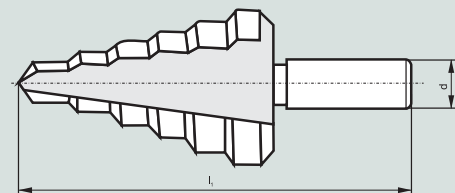
GLATKE BURGJE ZA LIM
SHEET AND TUBE DRILLS
BLECHSCHÄLBOHRER




Series	Material				SU51	SU52
	N ₀	min-max mm	l ₁ mm	d mm	HSS	Co 5%
					price EUR	
					each	each
NO001	1	3-14	58	6	7.90	9.88
NO002	2	6-20	63	8	13.80	17.25
NO003	3	16-30	72	10	28.00	35.00
NO004	4	26-40	86	10	60.00	75.00
NO005	5	35-50	89	12	90.00	112.50
NO006	6	46-60	90	12	150.00	187.50
NO007	7	3-22,5	73	8	34.30	42.88
NO008	8	3-31	102	10	47.20	59.00



STEPENASTE BURGJE ZA LIM
STEP DRILLS FOR SHEET
STUFENBOHRER FÜR BLECHE



Series	Material					SU55	SU56	
	N ₀	min-max mm	steps mm	steps number	l ₁ mm	d mm	price EUR	
							each	each
N0001	1	4-12	2	5	55	6	17.00	21.25
N0002	2	4-12	1	9	70	6	18.00	22.50
N0003	3	12-20	1	9	85	10	48.00	60.00
N0004	4	4-20	2	9	85	10	25.40	31.75
N0005	5	20-30	1	11	97	13	82.00	102.50
N0006	6	4-30	2	14	96	10	55.00	68.75
N0007	7	30-40	1	11	97	13	114.00	142.50
N0008	8	40-50	1	11	100	13	162.00	202.50
N0009	9	6,3-26,75		7	90	13	71.00	88.75
N0010	10	6,3-38		11	96	13	90.00	112.50

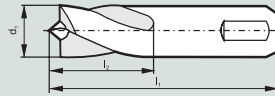


SPECIJALNE BURGIIJE

SPECIAL DRILLS

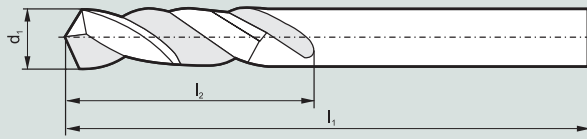
SPEZIALBOHRER

Burgija za var kratka
Spotle Drills



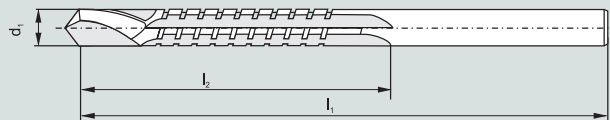
Series	Material			SU63	SU64
				HSS	Co 5%
	d ₁	l ₁	l ₂	price EUR	
	mm	mm	mm	each	each
00650	6,5	40	18	2.88	3.60
00800	8	40	18	3.52	4.40
00800	8	44	18	3.68	4.60

Burgija za var
Fast Cut



Series	Material			SU65	SU66
				HSS	Co 5%
	d ₁	l ₁	l ₂	price EUR	
	mm	mm	mm	each	each
00600	6	65	28	2.88	3.46
00700	7	75	35	3.52	4.22
00800	8	80	38	3.68	4.42
01000	10	90	45	4.50	5.40

Burgija - glodalo
Milling Drills
Fräsbohrer

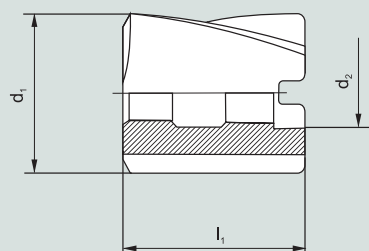


Series	Material			SU67	SU68
				HSS	Co 5%
	d ₁	l ₁	l ₂	price EUR	
	mm	mm	mm	each	each
00600	6	90	60	6.50	7.80
00800	8	90	60	7.20	8.64

NASADNI UPUŠTAČI
SA KONUSOM 1:30

SHELL DRILL
WITH TAPER HOLE 1:30

AUFSTECK – AUFBOHRER
MIT KEGELBOHRUNG 1:30



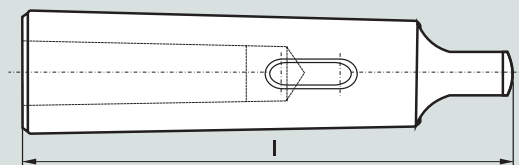
Series	Material			SU71	SU72
				HSS	Co 5%
	d ₁	l ₁	d ₂	price EUR	
	mm	mm	mm	each	each
03000	30	45	13	38.00	53.20
03100	31	45	13	42.50	59.50
03200	32	45	13	39.00	54.60
03300	33	45	13	46.50	65.10
03400	34	45	13	47.00	65.80
03500	35	45	13	39.00	54.60
03600	36	50	16	40.00	56.00
03700	37	50	16	50.00	70.00
03800	38	50	16	43.00	60.20
04000	40	50	16	43.50	60.90
04200	42	50	16	44.00	61.60
04400	44	50	16	52.00	72.80
04500	45	50	16	47.50	66.50
04600	46	56	19	61.50	86.10
04700	47	56	19	67.50	94.50
04800	48	56	19	65.00	91.00
05000	50	56	19	55.50	77.70
05200	52	56	19	58.50	81.90
05500	55	63	22	69.00	96.60
05800	58	63	22	74.50	104.30
06000	60	63	22	75.00	105.00
06200	62	63	22	84.00	117.60
06500	65	71	27	102.50	143.50
07000	70	71	27	102.50	143.50
07200	72	71	27	120.50	168.70
07500	75	71	27	121.00	169.40

DIN 2185

REDUCIR ČAURE
POTPUNO KALJENE, BRUŠENE

TAPER SLEEVES
HARDENED AND GRIND

REDUZIERSHÜLSEN
GANZ GEHÄRTET UND GESCHLIFFEN



Series	Finish			SP01
	MT	MT	l	ground
	External	Internal	mm	price EUR
01000	1	0	85	12.00
02001	2	1	92	12.00
03001	3	1	99	14.00
03002	3	2	112	14.60
04001	4	1	124	19.50
04002	4	2	124	17.80
04003	4	3	140	17.50
05002	5	2	156	27.20
05003	5	3	156	29.50
05004	5	4	171	29.50
06003	6	3	218	58.00
06004	6	4	218	58.60
06005	6	5	218	59.50

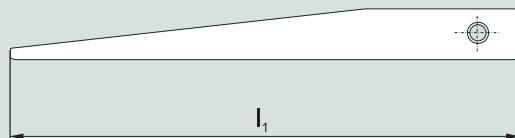


DIN 317

IZBIJAČ ALATA

EJECTOR DRIFTS

AUSTREIBER FÜR WERKZEUGKEGEL



Series	Finish		SP08
	Size	l ₁	ground
		mm	price EUR
00000	0	90	2.60
00102	1 - 2	140	4.70
00003	3	190	7.30
00004	4	225	11.00
00506	5 - 6	265	14.50



DIN 2187

REDUCIR ČAURE, PRODUŽENE
POTPUNO KALJENE, BRUŠENE

EXTENSION TAPER SLEEVES
HARDENED AND GRAUND

VERLÄNGERUNGSHÜLSEN
GANZ GEHÄRTETUND GESCHLIFFEN



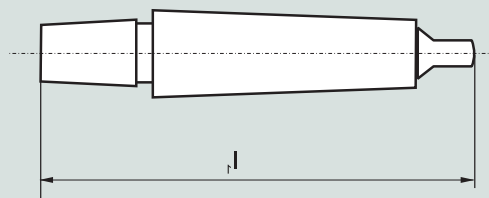
Series	Finish			SP02
	MT	MT	l	ground
	External	Internal		price EUR
			mm	each
01001	1	1	145	17.80
01002	1	2	160	18.90
02001	2	1	160	14.30
02002	2	2	170	18.50
02003	2	3	200	23.80
03002	3	2	195	18.50
03003	3	3	215	26.40
03004	3	4	240	40.70
04002	4	2	215	26.40
04003	4	3	240	30.80
04004	4	4	265	40.70
04005	4	5	300	80.00
05002	5	2	250	90.00
05003	5	3	268	39.60
05004	5	4	300	42.90
05005	5	5	335	81.60
05006	5	6	396	143.00
06003	6	3	330	81.40
06004	6	4	355	81.40
06005	6	5	390	82.00
06006	6	6	451	143.00



TRNOVI ZA STEZNE GLAVE

TAPER DRILL CHUCK ARBORS

KEGELDORNE FÜR BOHRFUTTER



Series	Finish			SP05
	MT	Drill Chuck Taper	l_1	ground
			mm	price EUR each
01010	1	B 10	86	5.10
01012	1	B 12	89	5.10
01016	1	B 16	99	5.70
01018	1	B 18	107	6.50
02010	2	B 10	105	6.70
02012	2	B 12	106	6.70
02016	2	B 16	112	6.70
02018	2	B 18	119	7.50
02022	2	B 22	130	8.80
03012	3	B 12	127	10.10
03016	3	B 16	134	10.10
03018	3	B 18	140	10.10
03022	3	B 22	147	10.10
03024	3	B 24	157	11.00
04016	4	B 16	158	15.30
04018	4	B 18	166	15.60
04022	4	B 22	176	16.10
04024	4	B 24	186	16.40
05016	5	B 16	193	27.30
05018	5	B 18	200	28.30
05022	5	B 22	208	29.60
05024	5	B 24	221	31.00



NOŽEVI PRAVOUGLI (D)

RECTANGULAR TOOL BITS

RECHTECKINGE DREHLINGE



Series	SN21		SN22		SN23		SN24		SN25		SN26	
	Material	Co 8-10%	Co 8-10%	Co 8-10%	Co 8-10%	Co 8-10%	Co 8-10%	Co 8-10%	Co 8-10%	Co 8-10%	Co 8-10%	
	Lenght	80	100	125	160	200	250	price EUR				
Size (h14/h14)	price EUR											
	each	each	each	each	each	each	each	each	each	each	each	
06004	6x4	3.10	4.20									
08004	8x4	3.40	4.30				7.00					
08005	8x5	4.20	5.20									
10005	10x5	5.40	7.30				11.30	13.60				
10006	10x6		8.00	8.60			13.60	16.80				
12006	12x6		9.30				14.50	17.20				
12008	12x8		10.40	15.60			17.30	21.22				
16004	16x4	7.30	9.10				14.70					
16008	16x8		13.50				20.40	24.80				
16010	16x10		16.00	21.00			27.30	33.30				
20005	20x5		12.50				20.00	24.90				
20010	20x10		18.70				30.00	37.30		47.00		
20012	20x12		19.20	25.00			33.10	41.20				
25006	25x6		15.40				23.60	28.60				
25012	25x12						43.20	54.00		67.40		
25016	25x16		29.50	38.80			51.70	64.90		81.20		
32008	32x8		26.40				39.90	48.20				
32016	32x16						77.30	96.70				
40010	40x10						61.10	76.30				

NOŽEVI TRAPEZNI (E)

TRAPEZOIDAL TOOL BITS

TRAPEZFÖRMIGE DREHLINGE



Series	SN31		SN32		SN33		SN34		SN35		SN36	
	Material	Co 8-10%	Co 8-10%	Co 8-10%	Co 8-10%	Co 8-10%	Co 8-10%	Co 8-10%	Co 8-10%	Co 8-10%	Co 8-10%	
	Lenght	80	100	125	160	200	250	price EUR				
Size (h12/h12)	price EUR											
	each	each	each	each	each	each	each	each	each	each	each	
12003	12x3	4.80	6.20	8.30	9.80	14.50						
16004	16x4	9.90	12.00	12.60	19.80	24.60						
20005	20x5	12.30	15.40	18.90	24.90	34.40						
25006	25x6		18.70	24.20	30.30	38.00				47.50		

NOŽEVI OKRUGLI (A)

ROUND TOOL BITS

RUNDE DREHLINGE



Series		SN01	SN02	SN03	SN04	SN05	SN06	SN07
	Material	Co 8-10%	Co 8-10%	Co 8-10%	Co 8-10%	Co 8-10%	Co 8-10%	Co 8-10%
	Lenght	40	63	80	100	125	160	200
	Size (h14)	price EUR						
		each	each	each	each	each	each	each
00400	4	1.50	2.20	2.70				
00500	5	1.70	2.20	2.70				
00600	6	1.80	2.40	3.10	4.00	4.80	5.80	7
00800	8	2.20	3.30	4.40	5.50	8.30	8.80	10
01000	10	3.10	5.30	6.10	8.40	10.60	15.70	19.4
01200	12		6.10	8.00	8.80	13.50	20.20	25.1
01400	14					17.70	24.30	35
01600	16				15.40	17.70	24.30	35
01800	18						46.90	67.5
02000	20				23.10	32.70	54.50	68

NOŽEVI KVADRATNI (B)

SQUARE TOOL BITS

QUADRATISCHE DREHLINGE



Series		SN11	SN12	SN13	SN14	SN15	SN16	SN17	SN18
	Material	Co 8-10%	Co 8-10%	Co 8-10%	Co 8-10%	Co 8-10%	Co 8-10%	Co 8-10%	Co 8-10%
	Lenght	40	63	80	100	125	160	200	250
	Size (h14)	price EUR							
		each	each	each	each	each	each	each	each
00400	4x4	1.70	2.10	2.90					
00500	5x5	2.00	3.30	4.00					
00600	6x6	1.80	2.90	3.70	4.60	5.70	7.40	9.20	
00800	8x8	3.40	4.00	5.10	6.40	9.50	10.20	13.00	
01000	10x10		6.40	8.00	10.80	13.60	17.70	22.70	
01200	12x12		8.60	11.40	13.60	17.70	23.00	29.50	
01400	14x14				16.70	20.30	27.30	32.90	
01600	16x16				21.70	33.90	37.10	48.20	
01800	18x18						45.30	56.80	
02000	20x20						57.60	73.20	90.00
02500	25x25						91.90	114.70	142.80



INDUSTRIJA ALATA

TREBINJE

BOSNIA AND HERZEGOVINA - REPUBLIC OF SRPSKA



N°6

CJENOVNIK - PRICE LIST - PRIESLISTE





















**FABRIKA ALATA SA TVRDIM METALOM
CARBIDE TIPPED TOOL FACTORY
HARTMETALLWERKZEUGEFABRIK**

*phone: ++387 59/280-777 280 940 , export:280-972 , import:280-996 , fax:280-950,
e-mail: info@iat-tools.com www.iat-tools.com*


<u>PROIZVODNI PROGRAM:</u>	<u>PRODUCT LINE:</u>	<u>PRODUKTIONSPROGRAMM:</u>
A ALATI SA PLOČICOM OD TM (LEMLJENOM)	A CARBIDE TIPPED TOOLS (BRAZED TIPS)	A HARTMETALLBESTÜCKTE WERKZEUGE (geilötet)
STRUGARSKI NOŽEVI	- TOOL BITS	_DREHMEISSEL
STRUGARSKI NOŽEVI SPECIJALNI	- TOOL BITS SPECIAL PURPOSE	_DREHMEISSEL für spezielle Anwendungen
MIKRO STRUGARSKI NOŽEVI	- TOOL BITS-MICRO	_DREHMEISSEL - MIKRO
DVOSTRANI STRUGARSKI NOŽEVI	- TOOL BITS-DOUBLE END	_Doppelseitige DREHMEISSEL
BURGIJE ZA BETON, VALJKASTE	- CARBIDE TIPPED MASONRY DRILLS, STRAIGHT SHANK	HM - BESTÜCKTE STEINBOHRER MIT -ZYLINDERSCHAFT
BURGIJE ZA BETON, KUPASTE	- CARBIDE TIPPED MASONRY DRILLS, TAPER SHANK	HM - BESTÜCKTE STEINBOHRER MIT MK -SCHAFT
KRUNE ZA BETON	- HAMMER DRILL CORE (HOLE SAWS)	_LOCHSÄGE
BURGIJE ZA METAL	- METAL WORKING DRILLS	_HM – BESTÜCKTE BOHRER FÜR METALL
GLODALA	- END MILLS	_FRÄSER
GLODALA SPECIJALNA	- MILLING CUTTERS SPECIAL PURPOSE	_SPEZIELLE FRÄSER
MAŠINSKI RAZVRTAČI	- CHUCKING REAMERS	_MASCHINENREIBAHLEN
RAZVRTAČI SPECIJALNI	- REAMERS SPECIAL PURPOSE	_SPEZIELLE REIBAHLEN
UPUŠTAČI	- COUNTERBORES	_SENKER
UPUŠTAČI SPECIJALNI	- COUNTERBORES SPECIAL PURPOSE	_SPEZIELLE SENKER
-	-	-
B ALATI OD TVRDOG METALA	B SOLID CARBIDE TOOLS	BVOLLHARTMETALLWERKZEUGE
SPIRALNE BURGIJE	- TWIST DRILLS	_SPIRALBOHRER
PLJOSNATE BURGIJE	- FLAT (SPADE) DRILLS	_FLACHBOHRER
BURGIJE SA RAVNIM ŽLIJEBOM	- STRAIGHT FLUTED DRILLS	_BOHRER GERADEGENUTET
VREtenASTA GLODALA	- END MILLS	_FRÄSER
GLODALA ZA GRAVIRANJE	- ENGRAVING MILL	_INGRAVIERWERKZEUGE
MAŠINSKI RAZVRTAČI	- CHUCKING REAMERS	_MASCHINENREIBAHLEN


SADRŽAJ - CONTENTS - INHALTSVERZEICHNIS


DIN	SERIES		PAGE
4971-4981	TN01-TN14		2T
8039	TB10		5T
	TB02-TB05		5T
	TB21		6T
	TB15-TB23		6T
338	TB14		7T
345	TB11		7T
8037	Tb12		8T
8041	TB13		8T
8026	TG01		9T
8027	TG02		9T
8044	TG03		10T
8045	TG04		10T
8050	TR01-TR02		11T
8093	TR05-TR06		12T
8051	TR11-TR12		13T
8094	TR15-TR16		14T
8054	TR21		15T

ERRORS AND OMISSIONS EXCEPTED GREŠKE I PROPUSTI MOGLIČI

STANDARDNI STRUGARSKI NOŽEVI SA TM
CARBIDE TIPPED TURNING TOOL BITS
HARTMETALL-DREHMEISSEL


Series	TN01			price EUR	DIN 4971 ISO 1
	h	b	l		
	mm	mm	mm	each	
01010	10	10	90	4.14	
01212	12	12	100	4.50	
01616	16	16	110	5.58	
02020	20	20	125	9.00	
02525	25	25	140	14.40	
03232	32	32	170	25.20	
02012	20	12	125	6.48	
02516	25	16	140	9.72	
03220	32	20	170	16.20	

Series	TN02			price EUR	DIN 4972 ISO 2
	h	b	l		
	mm	mm	mm	each	
01010	10	10	90	4.50	
01212	12	12	100	4.86	
01616	16	16	110	5.94	
02020	20	20	125	9.00	
02525	25	25	140	16.20	
03232	32	32	170	28.80	

Series	TN03			price EUR	DIN 4978 ISO 3
	h	b	l		
	mm	mm	mm	each	
01010	10	10	90	3.96	
01212	12	12	100	4.32	
01616	16	16	110	6.48	
02020	20	20	125	8.03	
02525	25	25	140	12.60	
03232	32	32	170	21.60	
01610	16	10	110	4.68	
02012	20	12	125	5.04	
02516	25	16	140	7.92	
03220	32	20	170	12.60	

Series	TN04			price EUR	DIN 4976 ISO 4
	h	b	l		
	mm	mm	mm	each	
01010	10	10	90	4.50	
01212	12	12	100	5.69	
01616	16	16	110	7.99	
02020	20	20	125	12.60	
02525	25	25	140	19.80	
03232	32	32	170	37.80	
02012	20	12	125	7.20	
02516	25	16	140	10.08	
03220	32	20	170	16.20	


Series	TN05			DIN 4977 ISO 5	
	h	b	l	price EUR	
	mm	mm	mm	each	
01010	10	10	90	7.20	
01212	12	12	100	7.38	
01616	16	16	110	7.56	
02020	20	20	125	9.29	
02525	25	25	140	16.20	
03232	32	32	170	29.88	



Series	TN06			DIN 4980 ISO 6	
	h	b	l	price EUR	
	mm	mm	mm	each	
01010	10	10	90	4.50	
01212	12	12	100	5.04	
01616	16	16	110	5.94	
02020	20	20	125	9.00	
02525	25	25	140	18.00	
03232	32	32	170	28.80	
02012	20	12	125	5.58	
02516	25	16	140	9.00	
03220	32	20	170	16.20	



Series	TN07			DIN 4981 ISO 7	
	h	b	l	price EUR	
	mm	mm	mm	each	
01010	10	10	90	5.22	
01212	12	12	100	5.94	
01616	16	16	110	6.41	
02020	20	20	125	8.82	
02525	25	25	140	16.20	
03232	32	32	170	27.00	
01208	12	8	100	5.22	
01610	16	10	110	5.58	
02012	20	12	125	6.30	
02516	25	16	140	7.92	
03220	32	20	170	14.40	




Series	TN10			DIN 4975 ISO 10	
	h	b	l	price EUR	
	mm	mm	mm	each	
01212	12	12	100	4.32	
01616	16	16	110	4.50	
02020	20	20	125	5.76	
02525	25	25	140	8.64	
03232	32	32	170	16.20	
01208	12	8	100	4.32	
01610	16	10	110	4.32	
02012	20	12	125	4.50	
02516	25	16	140	6.12	
03220	32	20	170	10.80	





Series	TN11			ISO 11	
	h	b	l	price EUR	
	mm	mm	mm	each	
01010	10	10	90	6.30	
01212	12	12	100	6.66	
01414	14	14	110	7.67	




Series	TN13				price EUR	ISO 13
	h	b	l	each		
	mm	mm	mm			
01010	10	10	90	5.40		
01212	12	12	100	5.76		
01616	16	16	100	6.12		
02020	20	20	110	8.03		
02525	25	25	125	14.40		
03232	32	32	140	21.60		
01208	12	8	90	5.58		
01610	16	10	90	5.94		
02012	20	12	100	6.30		
02516	25	16	110	7.92		
03220	32	20	125	16.20		

Series	TN08					price EUR	DIN 4973 ISO 8	
	h	b	d	l	l ₁			each
	mm	mm	mm	mm	mm			
00808	8	8	8	125	40	4.68		
01010	10	10	10	150	50	4.86		
01212	12	12	12	180	63	6.12		
01616	16	16	16	210	80	6.84		
02020	20	20	20	250	100	8.75		
02525	25	25	25	300	125	13.68		
03232	32	32	32	355	150	27.00		

Series	TN09					price EUR	DIN 4974 ISO 9	
	h	b	d	l	l ₁			each
	mm	mm	mm	mm	mm			
00808	8	8	8	125	40	4.97		
01010	10	10	10	150	50	5.11		
01212	12	12	12	180	63	5.33		
01616	16	16	16	210	80	6.23		
02020	20	20	20	250	100	9.00		
02525	25	25	25	300	125	14.40		
03232	32	32	32	355	150	28.08		

Series	TN12					price EUR	ISO 12	
	h	b	d	l	l ₁			each
	mm	mm	mm	mm	mm			
01010	10	10	10	150	40	9.99		
01212	12	12	12	180	50	10.08		
01616	16	16	16	210	65	11.16		
02020	20	20	20	250	85	14.04		
02525	25	25	25	300	105	21.60		
03232	32	32	32	355	135	36.00		


Series	TN14					price EUR	ISO 14	
	h	b	d	l	l ₁			each
	mm	mm	mm	mm	mm			
01010	10	10	-	150	40	8.28		
01212	12	12	12	180	50	9.36		
01616	16	16	16	210	65	11.52		
02020	20	20	20	250	85	14.40		
02525	25	25	25	300	105	20.88		
03232	32	32	32	355	135	33.48		

DIN 8039

**BURGIJE ZA KAMEN SA TM
VALJKASTA DRŠKA**

**CARBIDE TIPPED MASONRY DRILLS
STRAIGHT SHANK**

**HARTMETALL-STEINBOHRER
ZYLINDERSCHAFT**



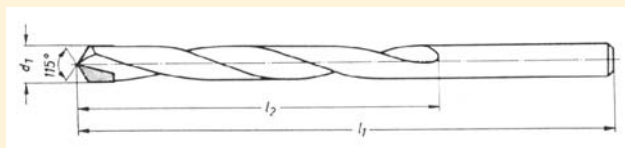
Series	Execution				TB10	
	Finish				rolled	bright (zinc)
	d ₁	d ₂	l ₁	l ₂	price EUR	
	mm	mm	mm	mm	each	
00300	3	2.6	65	32	0.78	
00400	4	3.2	70	40	0.64	
00500	5	3.8	80	50	0.67	
00600	6	4.7	100	60	0.71	
00650	6,5	5.4	100	60	0.78	
00700	7	5.4	110	60	0.80	
00800	8	6.4	125	80	0.91	
00900	9	7.2	125	80	1.09	
01000	10	7.8	125	80	1.18	
01100	11	8.5	140	90	1.38	
01200	12	8.5	140	90	1.84	



**BURGIJE ZA KAMEN SA TM, DUGE
VALJKASTA DRŠKA**

**CARBIDE TIPPED MASONRY DRILLS,
LONG SERIES
STRAIGHT SHANK**

**HARTMETALL-STEINBOHRER , LANGE
ZYLINDERSCHAFT**




Series	Execution		TB02	TB03	TB04	TB05
	Finish		rolled	rolled	rolled	rolled
	l ₁		bright	bright	bright	bright
	l ₂		200	300	400	600
	d ₁	d ₂	135	180	230	400
	mm	mm	price EUR			
	mm	mm	each	each	each	each
00600	6	4,7	1.08	1.74	2.18	-
00800	8	6,4	1.36	1.85	2.20	-
01000	10	7,8	1.76	2.42	3.04	4.47
01200	12	8.5	3.19	3.49	3.65	4.88


BURGIJE ZA BETON, PROFESIONAL VALJKASTA DRŠKA

MASONARY DRILLS, PROFESSIONAL QUALITY STRAIGHT SHANK

SUPER-SCHLAG BETONBOHRER, ZYLINDERSCHAFT





Series	Execution				ground
	Finish				bright
	d ₁	d ₂	l ₁	l ₂	price EUR
	mm	mm	mm	mm	each
00300	3	2.6	60	40	1.30
00400	4	3.6	75	40	1.30
00450	4.5	4	85	50	1.44
00500	5	4.5	85	50	1.34
00550	5.5	5	85	50	1.48
00600	6	5.2	100	60	1.44
00650	6.5	6	100	85	1.58
00700	7	6.2	100	85	1.62
00800	8	7.3	120	80	1.82
00900	9	8.3	120	80	2.16
01000	10	9.2	120	80	2.36
01100	11	10	150	90	3.06
01200	12	10	150	90	3.06
01300	13	10	150	90	4.20
01400	14	10	150	90	5.20
01500	15	10	150	90	6.20
01600	16	10	150	90	6.20
01800	18	13	160	100	7.80
01900	19	13	160	100	8.58
02000	20	13	160	100	9.10
02200	22	13	160	100	11.00
02400	24	13	160	100	16.40
02500	25	13	160	100	16.80



BURGIJE ZA BETON-PROFESIONAL, DUGE VALJKASTA DRŠKA

MASONARY DRILLS, PROFESSIONAL QUALITY, LONG SERIES STRAIGHT SHANK

SUPER-SCHLAG BETONBOHRER, LANGE ZYLINDERSCHAFT



Series	Execution		TB15	TB16	TB17	TB22	TB23
	Finish		milled bright	milled bright	milled bright	milled bright	milled bright
	l ₁	mm	150	200	300	400	600
	l ₂	mm	85	135	180	230	400
d ₁	d ₂	price EUR					
mm	mm	each	each	each	each	each	
00500	5	4.5	1.78	2.02	3.20		
00600	6	5.2	2.03	2.27	3.60	4.83	7.59
00700	7	6.2	2.26	2.86	3.96	5.01	9.46
00800	8	7.3	2.53	2.86	3.96	5.01	9.46
00900	9	8.3	3.01	3.96	4.95	6.60	9.9
01000	10	9.2	3.29	3.96	4.95	6.60	9.90
01200	12	10		4.84	6.38	8.29	12.45
01300	13	10		6.34	7.39	9.90	14.85
01400	14	10		6.34	7.57	9.90	14.85
01500	15	10		7.04	8.80	11.88	17.82
01600	16	10		7.04	8.80	11.88	17.82
01800	18	13		9.02	11.26	15.18	22.77
02000	20	13			13.20	17.82	26.73
02200	22	13			15.40	20.64	30.95
02400	24	13			17.86	23.80	38.32
02500	25	13			19.14	25.54	41.12

(DIN 338)

SPIRALNA BURGIJA ZA METAL SA TM
VALJKASTA DRŠKA

CARBIDE TIPPED TWIST DRILLS FOR
DRILLING METALS
STRAIGHT SHANK

HARTMETALL-SPIRALBOHRER
FÜR METAL
ZYLINDERSCHAFT




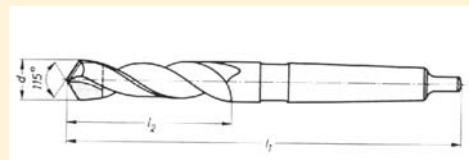
Series	TB14			
	d	l ₁	l ₂	price EUR
	mm	mm	mm	each
00400	4	75	43	10.19
00450	4,5	80	47	10.34
00500	5	86	52	10.34
00550	5,5	93	57	10.96
00600	6	93	57	10.96
00650	6,5	101	63	11.73
00700	7	109	69	11.73
00750	7,5	109	69	12.83
00800	8	117	75	12.83
00850	8,5	117	75	13.75
00900	9	125	81	13.75
00950	9,5	125	81	14.85
01000	10	133	87	18.15

(DIN 345)

SPIRALNA BURGIJA ZA
METAL SA TM
MK DRŠKA

CARBIDE TIPPED TWIST DRILLS
FOR DRILLING METALS
MORSE TAPER SHANK

HARTMETALL-SPIRALBOHRER
FÜR METAL
MORSEKEGELSCHAFT




Series	TB11				
	d	l ₁	l ₂	MT	price EUR
	mm	mm	mm		each
01000	10	168	87	1	37.40
01050	10,5	168	87	1	37.40
01100	11	175	94	1	37.40
01150	11,5	175	94	1	39.05
01200	12	182	101	1	39.05
01250	12,5	182	101	1	41.80
01300	13	182	101	1	41.80
01350	13,5	189	108	1	48.40
01400	14	189	108	2	48.40
01500	15	212	114	2	49.50
01600	16	218	120	2	51.70
01700	17	223	125	2	56.65
01800	18	228	130	2	56.65
01900	19	233	135	2	59.95
02000	20	238	140	3	77.00
02100	21	243	145	3	82.50
02200	22	248	150	3	84.70
02300	23	253	155	3	86.90
02400	24	281	160	3	90.20
02500	25	281	160	3	95.15
02600	26	286	165	4	118.80
02700	27	291	170	4	123.20
02800	28	291	170	4	129.80
02900	29	296	175	4	144.65
03000	30	296	175	4	155.65

DIN 8037

SPIRALNA BURGIIJA ZA METAL SA TM VALJKASTA DRŠKA

CARBIDE TIPPED TWIST DRILLS FOR DRILLING METALS STRAIGHT SHANK

HARTMETALL-SPIRALBOHRER FÜR METAL ZYLINDERSCHAFT



Series

Tb12

	d ₁	l ₁	l ₂	price EUR
	mm	mm	mm	each
00400	4	56	25	7,40
00450	4,5	63	28	7,52
00500	5	63	28	7,52
00550	5,5	71	32	7,96
00600	6	71	32	7,96
00650	6,5	71	32	8,52
00700	7	80	40	8,52
00750	7,5	80	40	9,32
00800	8	80	40	9,32
00850	8,5	90	50	10,00
00900	9	90	50	10,00
00950	9,5	90	50	10,80
01000	10	100	56	13,20
01050	10,5	100	56	15,04
01100	11	100	56	15,04
01150	11,5	112	63	17,60
01200	12	112	63	17,60
01300	13	112	63	20,14
01400	14	125	71	22,96
01500	15	125	71	29,32
01600	16	140	80	34,42

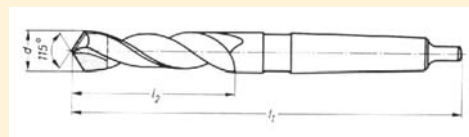


DIN 8041

SPIRALNA BURGIIJA ZA METAL SA TM MK DRŠKA

CARBIDE TIPPED TWIST DRILLS FOR DRILLING METALS MORSE TAPER SHANK

HARTMETALL-SPIRALBOHRER FÜR METAL MORSEKEGELSCHAFT



Series

TB13

	d	l ₁	l ₂	MT	price EUR
	mm	mm	mm		each
01000	10	140	50	1	27,20
01050	10,5	140	50	1	27,20
01100	11	140	50	1	27,20
01150	11,5	146	56	1	28,40
01200	12	146	56	1	28,40
01250	12,5	148	56	1	30,40
01300	13	146	56	1	30,40
01350	13,5	168	63	1	35,20
01400	14	168	63	2	35,20
01500	15	168	63	2	36,00
01600	16	175	70	2	37,60
01700	17	175	70	2	41,20
01800	18	185	70	2	41,20
01900	19	185	80	2	43,60
02000	20	215	90	3	56,00
02100	21	215	90	3	60,00
02200	22	215	90	3	61,60
02300	23	225	100	3	63,20
02400	24	225	100	3	65,66
02500	25	225	100	3	69,20
02600	26	260	110	4	86,40
02700	27	260	110	4	89,66
02800	28	260	110	4	94,40
02900	29	275	125	4	105,20
03000	30	275	125	4	113,20

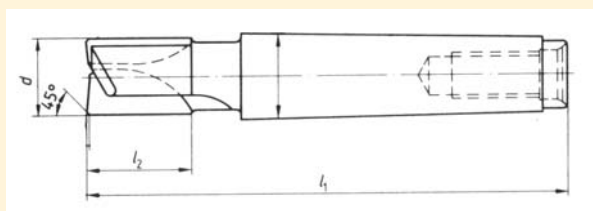


DIN 8026

GLODALA ZA ŽLIJEB SA TM
MK DRŠKA

CARBIDE TIPPED TWO LIPPED END
MILLING CUTTERS
MORSE TAPER SHANK

HARTMETALL LANGLOCHFRÄSER
MORSEKEGELSCHAFT



Series	TG01				
	d	l ₁	l ₂	MT	price EUR
	mm	mm	mm		each
01200	12	82	16	1	62,40
01400	14	94	19	2	63,20
01600	16	101	22	2	66,40
01800	18	101	22	2	68,40
02000	20	122	22	3	68,80
02200	22	126	25	3	73,20
02400	24	131	25	3	74,00
02500	25	131	25	3	74,00

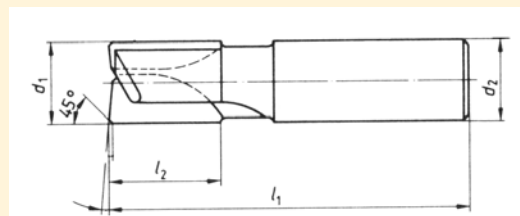


DIN 8027

GLODALA ZA ŽLIJEB SA TM
VALJKASTA DRŠKA

CARBIDE TIPPED TWO LIPPED
END MILLING CUTTERS
STRAIGHT SHANK

HARTMETALL-LANGLOCHFRÄSER
ZYLINDERSCHAFT



Series	TG02				
	d ₁	d ₂	l ₁	l ₂	price EUR
	mm	mm	mm	mm	each
01000	10	10	60	12	36,40
01200	12	12	70	16	38,00
01400	14	12	70	19	40,40
01600	16	16	80	22	46,00
01800	18	16	80	22	48,00
02000	20	20	86	22	50,40
02200	22	20	90	25	56,30
02400	24	25	101	25	57,00
02600	26	25	101	25	59,50
02800	28	25	101	25	64,00

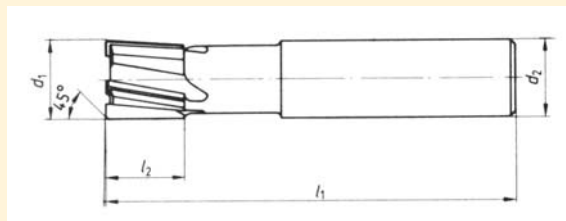


DIN 8044

VRETENASTA GLODALA SA TM
VALJKASTA DRŠKA

CARBIDE TIPPED
END MILLING CUTTERS
STRAIGHT SHANK

HARTMETALL - SCHAFTFRÄSER
ZYLINDERSCHAFT



Series	TG03					
	d ₁ mm	d ₂ mm	l ₁ mm	l ₂ mm	Z	price EUR each
01000	10	10	68	12	3	40,40
01200	12	12	77	16	3	42,40
01600	16	16	84	16	3	44,40
02000	20	20	90	19	4	50,00

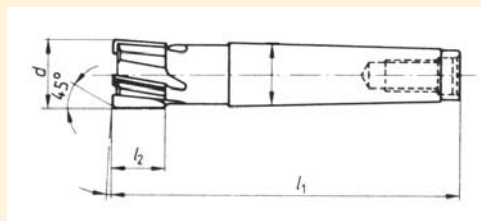


DIN 8045

VRETENASTA GLODALA SA TM
MK DRŠKA

CARBIDE TIPPED
END MILLING CUTTER
MORSE TAPER SHANK

HARTMETALL-SCHAFTFRÄSER
MORSEKEGELSCHAFT



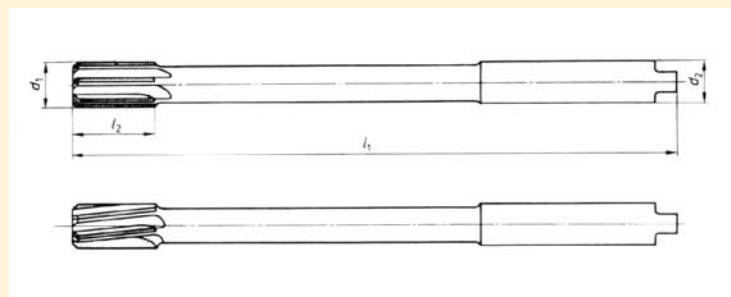
Series	TG04					
	d mm	l ₁ mm	l ₂ mm	MT	Z	price EUR each
01200	12	89	16	1	3	47,60
01600	16	105	16	2	3	48,80
02000	20	126	19	3	4	52,00
02500	25	131	19	3	4	53,20
03200	32	170	22	4	6	68,00
04000	40	173	25	4	6	77,20



MAŠINSKI RAZVRTAČ SA TM KRATKI
VALJKASTA DRŠKA

CARBIDE TIPPED CHUCKING REAMERS
STRAIGHT SHANK

HARTMETAL-MASCHINEREIBAHLEN
ZYLINDERSCHAFT

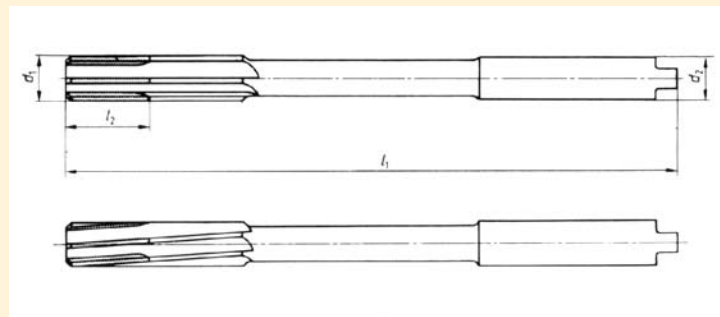


Series	Type	TR01				TR02	
		d ₁	d ₂	l ₁	l ₂	A	B
		price EUR					
	mm	mm	mm	mm	each	each	
00800	8	8	117	16	17,00	17,00	
00900	9	9	125	19	20,00	20,00	
01000	10	10	133	19	20,00	20,00	
01100	11	10	142	19	24,00	24,00	
01200	12	10	151	19	25,00	25,00	
01300	13	10	151	19	28,00	28,00	
01400	14	12,5	160	19	30,00	30,00	
01500	15	12,5	162	19	32,00	32,00	
01600	16	12,5	170	22	34,00	34,00	
01700	17	14	175	22	40,00	40,00	
01800	18	14	182	22	40,00	40,00	
01900	19	16	189	22	41,00	41,00	
02000	20	16	195	22	41,00	41,00	

MAŠINSKI RAZVRTAČ SA TM DUGI
VALJKASTA DRŠKA

CARBIDE TIPPED CHUCKING REAMERS
STRAIGHT SHANK-LONG FLUTES

HARTMETALL – MASCHINENREIBAHLEN
ZYLINDERSCHAFT-LANGE NUTEN

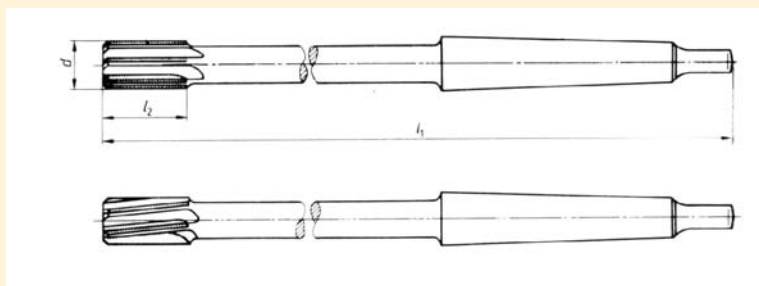


Series	Type				TR05	TR06
	d ₁	d ₂	l ₁	l ₂	A	B
	price EUR					
	mm	mm	mm	mm	each	each
00800	8	8	117	33	18,00	18,00
00900	9	9	125	36	22,00	22,00
01000	10	10	133	38	23,00	23,00
01100	11	10	142	41	25,00	25,00
01200	12	10	151	44	26,00	26,00
01300	13	10	151	44	28,00	28,00
01400	14	12,5	160	47	30,00	30,00
01500	15	12,5	162	50	36,00	36,00
01600	16	12,5	170	52	36,00	36,00
01700	17	14	175	54	41,00	41,00
01800	18	14	182	56	41,00	41,00
01900	19	16	189	58	44,00	44,00
02000	20	16	195	60	44,00	44,00

MAŠINSKI RAZVRTAČ SA TM KRATKI
MK DRŠKA

CARBIDE TIPPED CHUCKING REAMERS
MORSE TAPER SHANK

HARTMETAL-MASCHINEREIBAHLEN
MORSEKEGELSCHAFT



Series	Type				TR11	TR12
	d	l ₁	l ₂	MT	A	B
	price EUR					
	mm	mm	mm	each	each	
00800	8	156	16	1	20,80	20,80
00900	9	162	19	1	24,00	24,00
01000	10	168	19	1	26,00	26,00
01100	11	175	19	1	26,00	26,00
01200	12	182	19	1	23,20	23,20
01300	13	182	19	1	25,20	25,20
01400	14	189	19	1	24,00	24,00
01500	15	204	19	2	26,00	26,00
01600	16	210	22	2	26,40	26,40
01700	17	214	22	2	29,20	29,20
01800	18	219	22	2	27,60	27,60
01900	19	223	22	2	34,80	34,80
02000	20	228	22	2	29,40	29,40
02100	21	232	25	2	39,60	39,60
02200	22	237	25	2	36,00	36,00
02400	24	268	25	3	43,22	43,22
02500	25	268	25	3	44,00	44,00
02600	26	273	25	3	46,40	46,40
02800	28	277	30	3	57,20	57,20
03000	30	281	30	3	55,20	55,20
03200	32	317	30	4	59,60	59,60

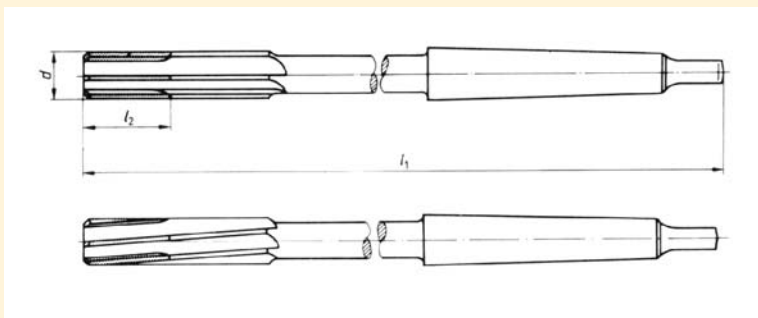


DIN 8094

MAŠINSKI RAZVRTAČE SA TM DUGI
MK DRŠKA

CARBIDE TIPPED CHUCKING REAMERS
MORSE TAPER SHANK

HARTMETAL-MASCHINEREIBAHLEN
MORSEKEGELSCHAFT



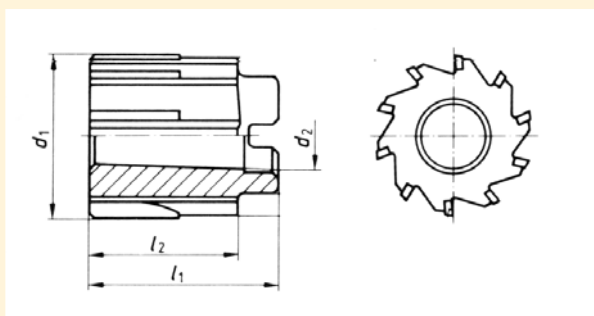
Series	Type				TR15	TR16
	d	l ₁	l ₂	MT	A	B
	price EUR					
	mm	mm	mm	each	each	
00800	8	156	33	1	23,00	23,00
00900	9	162	36	1	28,00	28,00
01000	10	168	38	1	28,00	28,00
01100	11	175	41	1	28,00	28,00
01200	12	182	44	1	28,00	28,00
01300	13	182	44	1	28,00	28,00
01400	14	189	47	1	29,00	29,00
01500	15	204	50	2	31,00	31,00
01600	16	210	52	2	33,00	33,00
01700	17	214	54	2	35,00	35,00
01800	18	219	56	2	37,00	37,00
01900	19	223	58	2	39,00	39,00
02000	20	228	60	2	39,00	39,00
02200	22	237	64	2	42,00	42,00
02400	24	268	68	3	53,00	53,00
02500	25	268	68	3	52,00	52,00
02600	26	273	70	3	58,00	58,00
02800	28	277	71	3	67,00	67,00
03000	30	281	73	3	66,00	66,00
03200	32	317	77	3	74,00	74,00
03400	34	321	78	4	85,00	85,00
03500	35	321	78	4	85,00	85,00
03600	36	325	79	4	90,00	90,00
03800	38	329	81	4	96,00	96,00
04000	40	329	81	4	98,00	98,00



RAZVRTAČI SA TM KRATKI NASADNI

SHELL REAMERS WITH CARBIDE TIPS

AUFSTECK-REIBAHLEN MIT
SCHNEIDPLATTEN AUS HARTMETALL



Series	TR21				price EUR
	d ₁	d ₂	l ₁	l ₂	
	mm	mm	mm	mm	each
03200	32	13	45	36	65,00
03400	34	13	45	36	65,00
03500	35	13	45	36	65,00
03600	36	16	50	40	68,00
03800	38	16	50	40	69,00
04000	40	16	50	40	65,00
04200	42	16	50	40	70,00
04500	45	16	50	40	70,00
04700	47	19	56	45	86,00
04800	48	19	56	45	86,00
05000	50	19	56	45	86,00
05200	52	19	56	45	130,00
05500	55	22	63	50	135,00
05800	58	22	63	50	140,00
06000	60	22	63	50	140,00
06200	62	22	63	50	145,00
06500	65	27	71	56	155,00
07000	70	27	71	56	160,00
07500	72	27	71	56	165,00
07500	75	27	71	56	165,00



INDUSTRIJA ALATA
TREBINJE

BOSNIA AND HERZEGOVINA - REPUBLIC OF SRPSKA



N°6

CJENOVNIK - PRICE LIST - PRIESLISTE

MINI SKLADIŠTE SA SPIRALNIM BURGIJAMA
MINI STORAGE WITH TWIST DRILLS
SPIRALBOHRER - VORRATSBOX



500 kom/pcs/stück

DIN 338	
Ø	kom/pcs/st
1.00	50
1.50	50
2.00	50
2.50	50
3.00	50
3.50	20
4.00	30
4.50	20
5.00	30
5.50	20
6.00	20
6.50	10
7.00	10
7.50	10
8.00	10
8.50	10
9.00	10
9.50	10
10.00	10
10.50	5
11.00	5
11.50	5
12.00	5
12.50	5
13.00	5

Series	BV11	BV13	BV14	BV22	BV26	BV28
Material	HSS	HSS	HSS	HSS	Co 5%	Co 8%
Type	RN	RN	RN	RN	RN	RN
Point angle	118°	118°	118°	130°/C	130°/C	130°/C
Execution	rolled	ground	ground	ground	ground	ground
Finish	black	bright	black	b/g	gold	gold
	price EUR					
SET500	470.00	820.00	820.00	952.00	1,290.00	1,580.00

REKLAMNI KOFER ZA SPIRALNE BURGIJE
TWIST DRILLS STORAGE DISPLAY
SPIRALBOHRER - DISPLAY



150 kom/pcs/stück

DIN 338	
Ø	kom/pcs/st
1.00	10
1.50	10
2.00	10
2.50	10
3.00	20
3.50	10
4.00	10
4.50	10
5.00	10
5.50	5
6.00	5
6.50	5
7.00	5
7.50	5
8.00	5
8.50	5
9.00	5
9.50	5
10.00	5

Series	BV11	BV13	BV14	BV22	BV26	BV28
Material	HSS	HSS	HSS	HSS	Co 5%	Co 8%
Type	RN	RN	RN	RN	RN	RN
Point angle	118°	118°	118°	130°/C	130°/C	130°/C
Execution	rolled	ground	ground	ground	ground	ground
Finish	black	bright	black	b/g	gold	gold
	price EUR					
SET150	150.00	240.00	240.00	280.00	370.00	450.00

GARNITURA SPIRALNIH BURGIJA U METALNOJ KASETI
TWIST DRILLS SET IN METAL CASE
SPIRALBOHRERSATZ IN METALLKASSETTEN

19 kom/pcs/stück

DIN 338: Ø 1,00-10,00/0,5

25 kom/pcs/stück

DIN 338: Ø 1,00-13,00/0,5



Series		BV11	BV13	BV14	BV22	BV26	BV28
	Material	HSS	HSS	HSS	HSS	Co 5%	Co 8%
	Type	RN	RN	RN	RN	RN	RN
	Point angle	118°	118°	118°	130°/C	130°/C	130°/C
	Execution	rolled	ground	ground	ground	ground	ground
	Finish	black	bright	black	b/g	gold	gold
	price EUR						
SET019		26.30	40.60	40.60	46.70	57.00	68.75
SET025		47.80	79.00	79.00	92.00	115.00	140.25

GARNITURA SPIRALNIH BURGIJA U METALNOJ KASETI
TWIST DRILLS SET IN METAL CASE
SPIRALBOHRERSATZ IN METALLKASSETTEN

50 kom/pcs/stück

DIN 338: Ø 1,00-5,90/0,1

Series		BV11	BV13	BV14	BV22	BV26	BV28
	Material	HSS	HSS	HSS	HSS	Co 5%	Co 8%
	Type	RN	RN	RN	RN	RN	RN
	Point angle	118°	118°	118°	130°/C	130°/C	130°/C
	Execution	rolled	ground	ground	ground	ground	ground
	Finish	black	bright	black	b/g	gold	gold
	price EUR						
SET050		34.00	54.00	54.00	62.00	82.00	99.00



GARNITURA SPIRALNIH BURGIJA U METALNOJ KASETI
TWIST DRILLS SET IN METAL CASE
SPIRALBOHRERSATZ IN METALLKASSETTEN

41 kom/pcs/stück

DIN 338: Ø 6,00-10,00/0,1

Series		BV11	BV13	BV14	BV22	BV26	BV28
	Material	HSS	HSS	HSS	HSS	Co 5%	Co 8%
	Type	RN	RN	RN	RN	RN	RN
	Point angle	118°	118°	118°	130°/C	130°/C	130°/C
	Execution	rolled	ground	ground	ground	ground	ground
	Finish	black	bright	black	b/g	gold	gold
	price EUR						
SET041		78.00	127.00	127.00	152.00	205.00	250.00



KOMBINOVANA GARNITURA SPIRALNIH BURGIJA
COMBINED TWIST DRILLS SET
KOMBINIERTER SPIRALBOHRERSATZ

Series	BVTB
SET 001	price EUR 13.63

14 kom/pcs/stück

DIN 338 HSS: Ø 1,00-2,00-3,00-4,00-5,00-6,00-8,00-10,00

DIN 8039: Ø 5,00-6,00-8,00-9,00-10,00-12,00



SETOVI BURGIJA ZA KAMEN

CARBIDE TIPPED MASONRY DRILLS SETS

HARTMETALLSTEINBOHRER

Series	TB 10
	price EUR
SETM	5.50
SETV	7.60

5 kom/pcs/stück

DIN 8039:	Ø 4,00-5,00-6,00-7,00-8,00
DIN 8039:	Ø 7,00-8,00-9,00-10,00-12,00



GARNITURA GLATKIH BURGIJA ZA LIM

DRILL BITS SET FOR METAL SHEETS AND TUBES

BLECHSCHÄBOHRER - SORTIMENT

3 kom/pcs/stück

Ø
3-14
6-20
16-30

Series	SU51	SU52
Material	HSS	Co 5%
	price EUR	
SET003	62.00	75.00

GARNITURA KUPASTIH UPUŠTAČA SA 3 ŽLIJEBA-90°

SET OF DEBURRING TOOLS WITH 3 FLUTERS-90°

KEGELSENKER SORTIMENT -90°

6 kom/pcs/stück

DIN 335:
Ø
6,3
8,3
10,4
12,4
16,5
20,5

Series	SU25	SU26
Material	HSS	Co 5%
	price EUR	
SET006	72.00	95.00




GARNITURE NAVOJNOG ALATA

THREADING TOOLS SETS

GEWINDESCHNEIDWERKZEUGSATZ

45 kom/pcs/stück

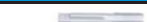







Series	METAL BOX	PLASTIC BOX
	USET 01	USET 02
price EUR		
	300.00	220.00



Metalna kutija/Metal box/Metallkassetten



Plastična kutija/Plastic box/Polykassetten

SADRŽAJ/CONTENTS/INHALT:		
	DIN 352 SET	M3 M4 M5 M6 M8 M10
	DIN 223	M12
	DIN 338	2,50 3,30 4,20 5,00 6,80 8,50 10,20
	DIN 1814	N°1 & N°2
	DIN 225	20x5 20x7 25x9 30x11 38x14
	TAP HOLDER	
	SCREW DRIVER	
	SCREW PITCH GAGES	

GARNITURA NAVOJNOG ALATA U METALNOJ KASETI

THREADING TOOLS SET IN METAL CASE

GEWINDESCHNEIDWERKZEUGSATZ IN METALLKASSETTEN

55 kom/pcs/stück

Series	METAL BOX
	price EUR
USET 03	600.00

СОДЕРЖАНИЕ/CONTENTS:		
	DIN 352 SET	M3 M4 M5 M6 M8 M10
	DIN 223	M12 M14 M16 M18
	DIN 1814	N°1 & N°3
	DIN 225	20x5 20x7 25x9 30x11 38x14 45x18
	TAP HOLDER	
	SCREW DRIVER	
	SCREW PITCH GAGES	










GARNITURA NAVOJNOG ALATA U METALNOJ KASETI "HOBBY"

THREADING TOOLS SET IN METAL CASE "HOBBY"

GEWINDESCHNEIDWERKZEUGSATZ IN METALLKASSETTE "HOBBY"



SADRŽAJ/CONTENTS/INHALT:		
	DIN 352 SET	M3 M4 M5 M6 M8 M10
	DIN 223 (25x9)	M12
	DIN 1814	N°1
	DIN 225	25x9
	TAP HOLDER	
	SCREW DRIVER	
	SCREW PITCH GAGES	

33 kom/pcs/stück

Series	METAL BOX
	price EUR
USET 04	190.00

GARNITURA KONTROLNIKA

GAGES SET

LEHREN-SORTIMENT

72 kom/pcs/stück

Series	NK 01
	price EUR
SET001	4,000.00

THERAD PLUG GAGES-DOUBLE END (GO&NO GO) 1 THREAD RINGS (GO&NO GO) 2		
M 3x0,5	M 10x1,5	M 18x2,5
M 4x0,7	M 12x1,5	M 20x1,5
M 5x0,8	M 12x1,75	M 20x2,5
M 6x1	M 14x1,5	M 22x1,5
M 8x1	M 14x2	M 22x2,5
M 8x1,25	M 16x1,5	M 24x1,5
M 10x1	M 16x2	M 24x2
M 10x1,25	M 18x1,5	M 24x3



GLAVE ZA RUČNO REZANJE CIJEVNOG NAVOJA

RATCHET PIPE THREAD CUTTER

RATSCHEN GEWINDESCHNEIDKLUPPEN

Series	NT01	
	SIZE	price EUR
		each
GS001	SET 1/4-1"	420,00
GS002	SET 1 1/4-2"	430,00



5 kom/pcs/stück

3 kom/pcs/stück

SADRŽAJ/CONTENTS/INHALT:	
SET 1/4-1"	SET 1" 1/4 - 2"
1/4	1" 1/4
3/8	1" 1/2
1/2	2"
3/4	
1"	